



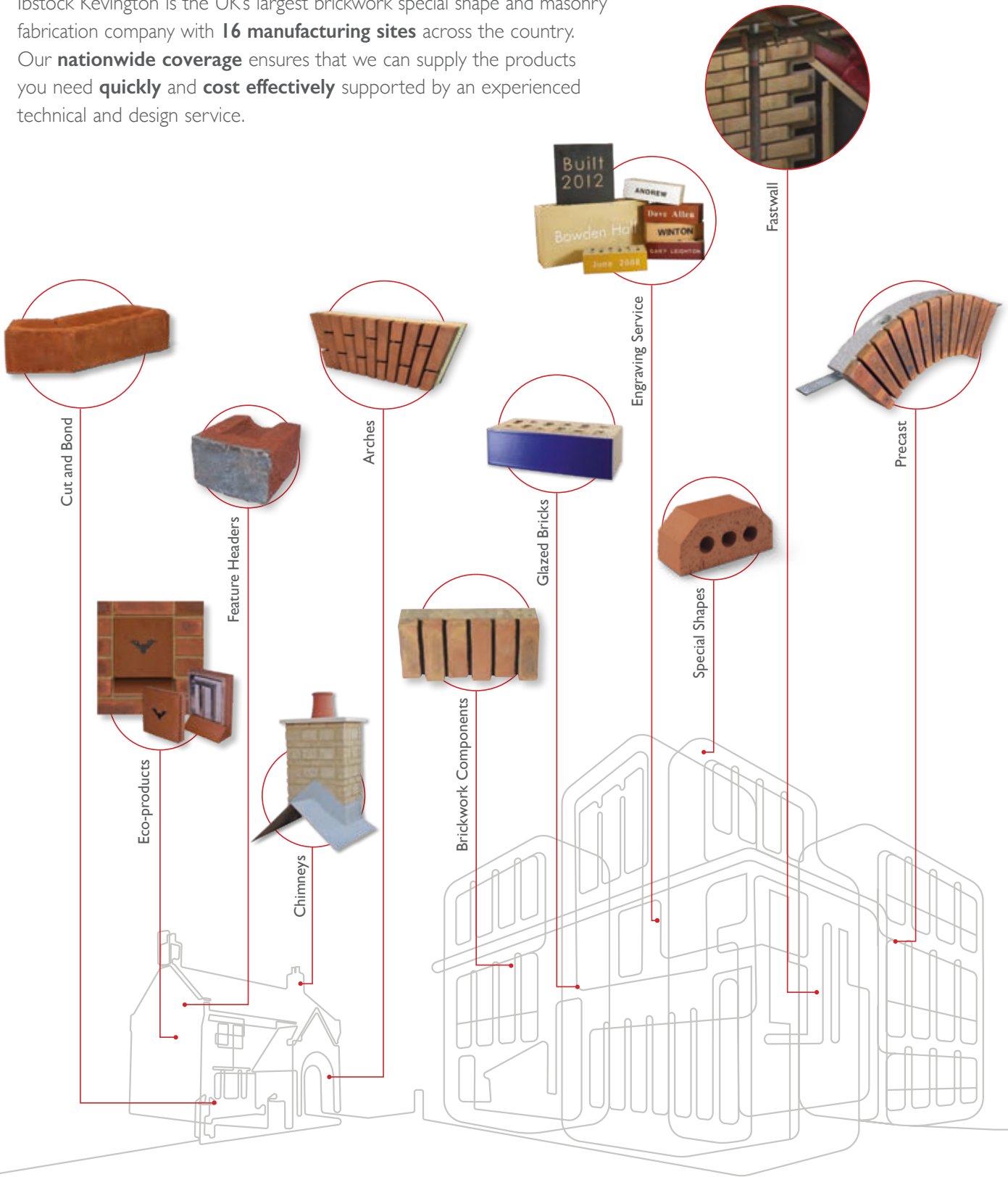
IBSTOCK | KEVINGTON

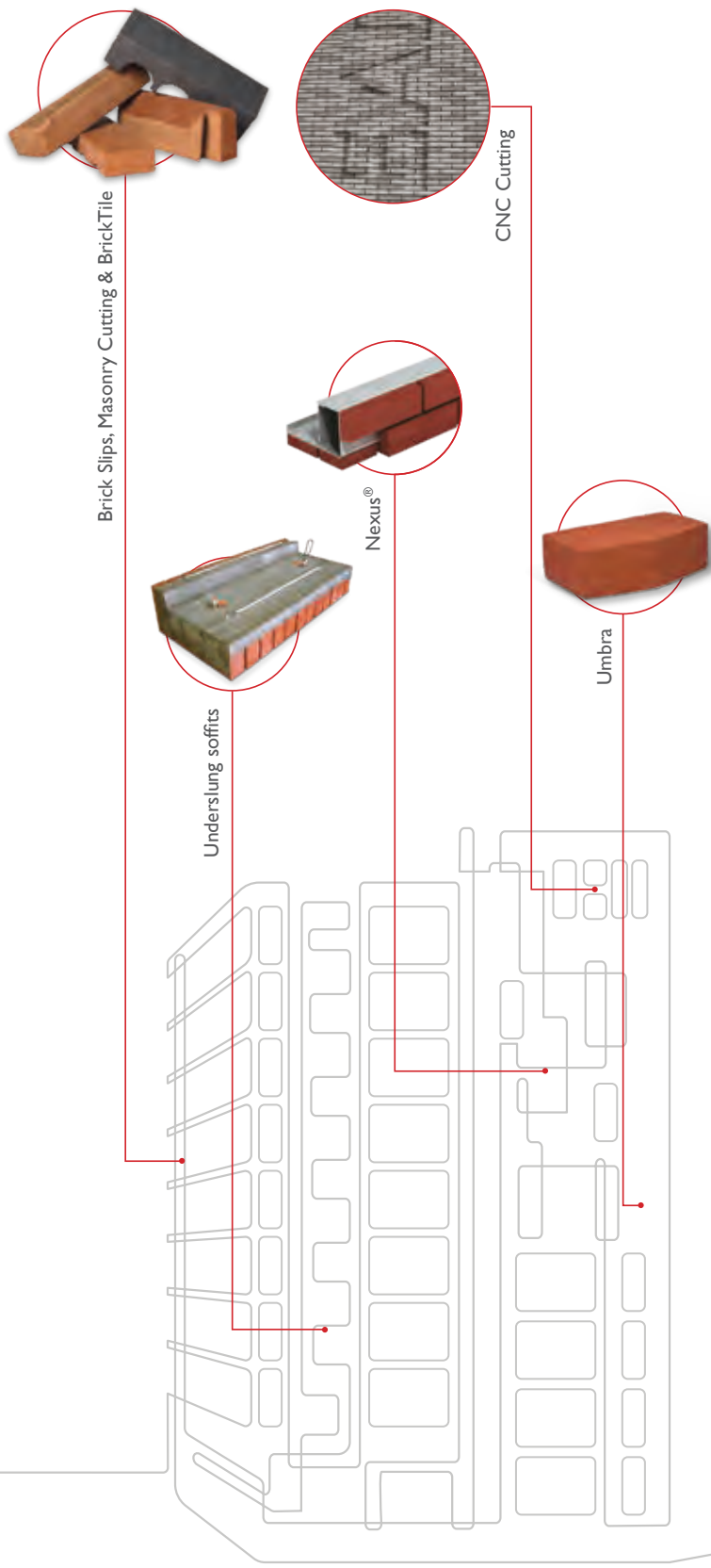
an IBSTOCK plc company

**SPECIAL
SHAPES**

**UK'S LARGEST BRICKWORK
SPECIAL SHAPE AND MASONRY
FABRICATION COMPANY**

Ibstock Kevington is the UK's largest brickwork special shape and masonry fabrication company with **16 manufacturing sites** across the country. Our **nationwide coverage** ensures that we can supply the products you need **quickly** and **cost effectively** supported by an experienced technical and design service.





CONTENTS

	PAGE
■ Manufactured Special Shapes	4-6
■ Cut & Bond Special Shapes	7-9
■ Design Services	10-11
■ Special Shaped Bricks - A Quick Guide	12-13
■ Angle & Cant Bricks	14-21
■ Arch Bricks	22-23
■ Bonding Bricks	24-25
■ Bullnose Bricks	26-35
■ Caplock	36
■ Cappings & Copings	36-43
■ Sill Bricks	44-47
■ Plinth Bricks	48-53
■ Radial Bricks	54-55
■ Shelf Angles	56-57
■ Slip Bricks	58-59
■ Soldier Bricks	60-61
■ Spiral Bricks	62-63
■ Universal Joints (including Easyangle®)	64-65
■ Engraving Service	66



MANUFACTURED SPECIAL SHAPES

Ibstock Kevington is the **leading manufacturer** of **brick** and **masonry special shapes** and **prefabricated components** in the **UK**.



Special shaped bricks have been used over **thousands of years** to create buildings of individuality. **Skilled craftsmen at Ibstock Kevington** can help **renovate** or **restore** the historic features of our architectural heritage, whilst providing architects of **tomorrow's buildings** with a palette of possibilities to **create inspiring façades**.



QUALITY, ENVIRONMENT AND RESPONSIBLE SOURCING

All manufacturing sites hold BES 6001 for responsible sourcing of construction products and are registered to ISO 14001, the International Environmental Management Standard.

Ibstock's Quality Assurance Scheme, operating to ISO 9001, was the first in the industry to be awarded Registered Firm status for the design and manufacture of bricks, pavers and special shapes.



All Ibstock Kevington special shapes are manufactured to BS 4729:2005 and, together with an extensive range of purpose-made specials, offers a range of over 400 products for architects and developers to select from. A bespoke design and manufacture service is also available for special projects.



MANUFACTURING SPECIAL SHAPES

To ensure you are selecting the right brick for your requirement.

Consider:

- Durability rating of the product for its exposure position in a building.
- Manufacturing type, i.e. solid, frogged or perforated.
- Left or right handed requirements, if applicable.
- Finished brick faces, if different to those illustrated.
- Colour and textural variations, which may be caused by the special being manufactured by a different method to the standard brick.

If you are in any doubt or require advice, please contact us on **0844 736 0350**.

6

DESIGN AND TECHNICAL SUPPORT **0844 800 4576**

Our Design & Technical teams offer advice on the performance and properties of all our products. Our team of Design Advisors can offer creative and cost-effective solutions to any design project for architects working with brick and other Ibstock products. CPD seminars covering design, technical and practical workmanship can also be provided on request.

Our Technical Services team will be happy to provide advice to help solve your brickwork problems together with technical information on any of our products.

Call the helpline above to discuss your project, arrange a seminar with one of our experienced Design Advisors or discuss any aspect in the use of Ibstock products.



SALES SUPPORT **0844 800 4575**

The Ibstock National Sales Force is supported by our Customer Service Teams located at offices throughout the UK. The teams are happy to handle all your enquiries including information about our products, sample requirements, ordering and delivery details. Call the above Sales Support number to be connected to your nearest sales office.

WEBSITE

Please visit www.ibstockbrick.co.uk/kevington for further information.

CUT & BONDED SPECIAL SHAPES

Ibstock Kevington are the **UK's largest manufacturer of cut and bonded special shapes** and are able to offer a wide range of special shapes shown in this brochure using the **latest cut and bond techniques and materials**. This offers total **flexibility** in terms of what is available, how quickly and at what cost.

Competitively priced special shapes can be manufactured from standard bricks or stone from any one of the 9 strategically located cut and bond centres around the UK providing a truly national service.



CUT & BOND
FACTORY LOCATIONS



CUT & BONDED SPECIAL SHAPES

The highest quality resins have been tested by the BBA specifically for Ibstock Kevington's use with bricks so that you can be assured of a quality bond.

Collection of products for cutting from site and delivery back to site gives the client a complete end-to-end service.

In order to keep the process as simple as possible for House Builders, Ibstock Kevington offer a take off and scheduling service from client drawings showing what specials are required, where and at what cost to the client.

Flexibility in packing requirements means products can be packed to suit the build programme, i.e. by plot, floor or building.

Ibstock Kevington's Manchester facility also offers a cut and bonding to concrete service with production of prefabricated concrete structural and stainless steel backed brick clad units.





CUT & REFACING SERVICE

The cut and refacing service is a faster, more cost effective way of producing certain special shapes without the need for bonding.

The process is ideal for plinths and cants, etc, where the brick is cut to its finished shape before being refaced to match the original brick.

To achieve the desired finish a combination of resin, dyed to suit the body colour of the brick, together with sand taken from the original product are applied to recreate the original texture and colour.



DESIGN SERVICES

Our **network of Design Advisors** are **architectural professionals** with practice experience who will be delighted to help you create effective and innovative solutions for all types of building projects. Each Design Advisor has access to **advanced CAD** and **BIM technology** enabling designs to be viewed in a range of formats, producing a range of options for the designer to consider.





CLAY FARM, GREAT KNEIGHTON, CAMBRIDGE

A new large scale community on the outskirts of Cambridge, close to the City's Addenbrooke's Hospital, the Clay Farm development will deliver 2300 new homes, with a range of supporting educational, retail and community facilities.

Arranged around a central structured Court, reminiscent of the urban form of Cambridge colleges, the development transitions to a more rural atmosphere at its boundaries, reflecting the surrounding village vernacular.

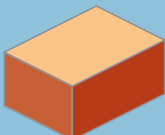

A mix of mews streets, three-storey courtyard saw-toothed terraced houses and loose clusters of smaller two and three-storey homes, the site is characterised throughout by a base palette of Ivanhoe Cream stock bricks, highlighted by distinctive textured panels of specially cut contrasting Himley Ebony Black bricks.


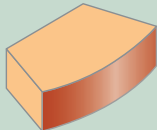
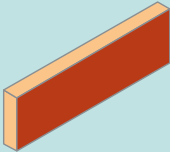

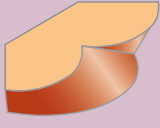
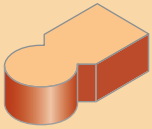
Reinforcing the contemporary theme, architects Proctor and Matthews have continued the brick detailing to the underside of large exposed ground floor soffits using Ibstock Fastwall™ panels, fixed directly back to the substructure. Ibstock Kevington deep precast lintels, faced with matching brick slips and pistols, create a similar seamless transition around door and window openings.

Brick panels are created using split bricks, specially selected and cut by Ibstock Kevington to expose the perforation, and laid with the inside face out to create a distinctive textured appearance. Around window openings, bricks are cut to the end perforation, providing a longer brick to suit the deep recess.

*Note: Architects worked closely with Ibstock to ensure appropriate specification and desired detailing durability.

SPECIAL SHAPED BRICKS - A QUICK GUIDE

Page No		Name	Code	Applications
14		Angle & Cant Bricks	AN	<ul style="list-style-type: none"> • Bricks to turn brickwork through angles on plan. • Vertical and horizontal chamfers to brickwork for doors and window openings. • Chamfered cappings to walls.
22		Arch Bricks	AR	<ul style="list-style-type: none"> • Various profile double taper bricks to form arched openings.
24		Bonding Bricks	BD	<ul style="list-style-type: none"> • Specials to make brickwork bond. • Stop ends to brick on edge capping. • Popular sill special. • Cuboid bricks.
26		Bullnose Bricks	BN	<ul style="list-style-type: none"> • Vertical and horizontal curves to brickwork for doors and windows. • Subtle curves to projecting brickwork. • Curved capping details to walls.
36		Cappings & Copings	CP	<ul style="list-style-type: none"> • Flush and overhanging specials to cap or cope the tops of freestanding walls and parapets.
44		Sill Bricks	IC	<ul style="list-style-type: none"> • Istock shapes designed for durable brick sills to openings.


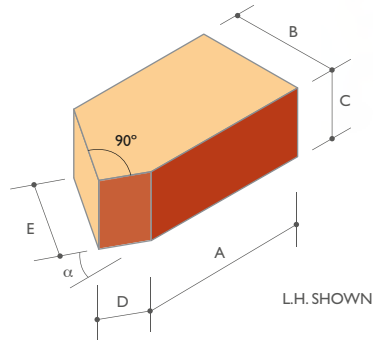
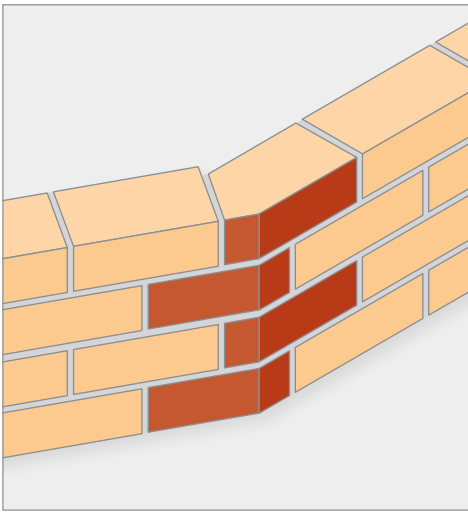
Page No		Name	Code	Applications
48		Plinth Bricks	PL	<ul style="list-style-type: none"> Splayed bricks that create changes in depth to brickwork elevations.
54		Radial Bricks	RD	<ul style="list-style-type: none"> Shapes for curved brickwork on plan.
56		Shelf Angles	SA	<ul style="list-style-type: none"> Brick shapes designed to disguise standard elements in brickwork construction.
58		Slip Bricks	SL	<ul style="list-style-type: none"> Thin brick faces for cladding and refurbishment.
60		Soldier Bricks	SD	<ul style="list-style-type: none"> Returns for soldier courses in brickwork.
62		Spiral Bricks	SP	<ul style="list-style-type: none"> Curved shapes to form decorative columns and chimneys.
64		Universal Joint	UJ	<ul style="list-style-type: none"> Decorative specials used to turn brickwork through any angle on plan.

Please note that perforations of products vary by special type and factory of manufacture.

ANGLE & CANT BRICKS

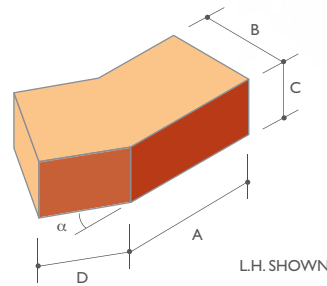
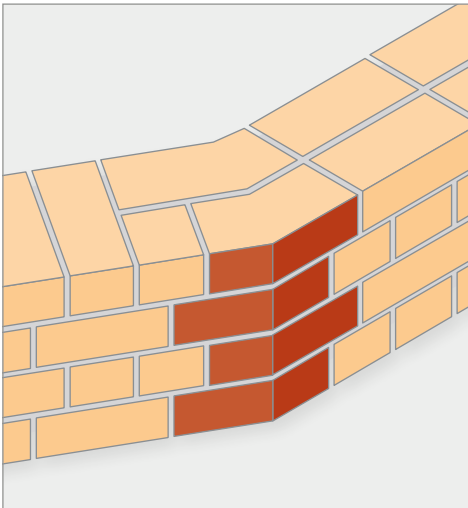
This section shows special shaped bricks that turn brickwork through angles and cant bricks that create chamfered vertical and horizontal features.

AN.1 SQUINT BRICK (LEFT & RIGHT HAND)



TYPE NO.	A	B	C	D	E	α
AN.1.1+	164	102	65	51	89	30°
AN.1.2+	164	102	65	51	94	45°
AN.1.3+	164	102	65	51	117	60°

AN.2 EXTERNAL ANGLE (LEFT & RIGHT HAND)



TYPE NO.	A	B	C	D	α
AN.2.1 ♦	159	102	65	102	30°
AN.2.2 ♦	159	102	65	102	45°
AN.2.3 ♦	159	102	65	102	60°
AN.2.4+	215	102	65	102	30°
AN.2.5+	215	102	65	102	45°
AN.2.6+	215	102	65	102	60°

+ suitable for half bond without cutting (any angle available) ♦ suitable for quarter bond without cutting (any angle available)

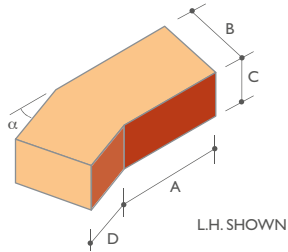
Please note that perforations of products vary by special type and factory of manufacture.

APARTMENTS, STREETLY, WEST MIDLANDS
RAVENHEAD SMOOTH RED & CHESTER RED BLEND -
AN.2.5 EXTERNAL ANGLE



ANGLE & CANT BRICKS

AN.3 INTERNAL ANGLE (DOG LEG) (LEFT & RIGHT HAND)

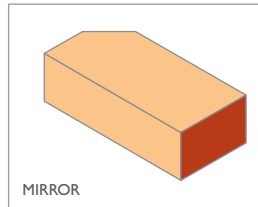
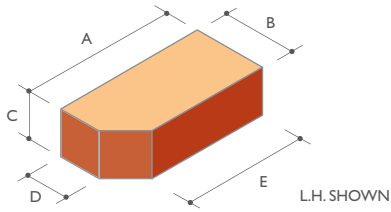


TYPE NO.	A	B	C	D	α
AN.3.1+	164	102	65	51	30°
AN.3.2+	164	102	65	51	45°
AN.3.3+	164	102	65	51	60°
AN.3.4 ♦	159	102	65	102	30°
AN.3.5 ♦	159	102	65	102	45°

TYPE NO.	A	B	C	D	α
AN.3.6 ♦	159	102	65	102	60°
AN.3.7+	215	102	65	102	30°
AN.3.8+	215	102	65	102	45°
AN.3.9+	215	102	65	102	60°



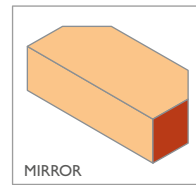
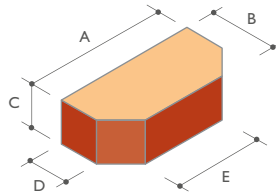
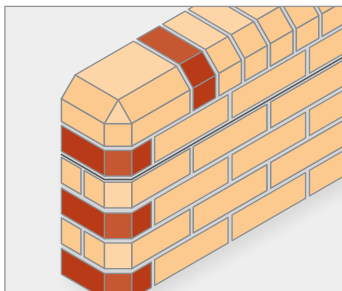
AN.5 SINGLE CANT (LEFT & RIGHT HAND)



TYPE NO.	A	B	C	D	E
AN.5.1	215	102	65	46	159
AN.5.2	215	102	65	60	173



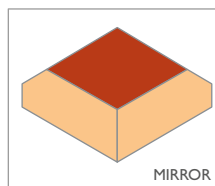
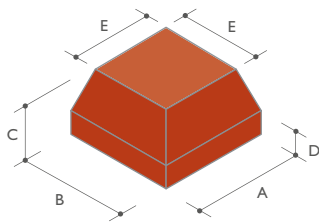
AN.6 DOUBLE CANT



TYPE NO.	A	B	C	D	E
AN.6.1	215	102	65	46	103
AN.6.2	215	102	65	60	131



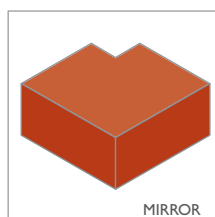
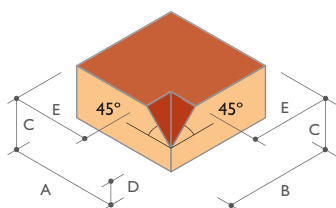
AN.7 SINGLE CANT EXTERNAL RETURN




TYPE NO.	A	B	C	D	E
AN.7.1	215	215	102	46	159
AN.7.2	215	215	102	60	173



AN.8 SINGLE CANT INTERNAL RETURN WITH INTERNAL MITRE (SQUARE EXTERNAL CORNER ON BED)

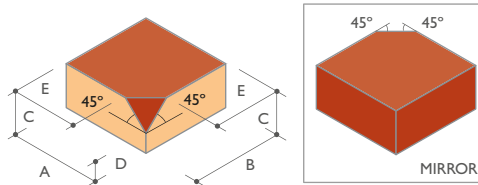
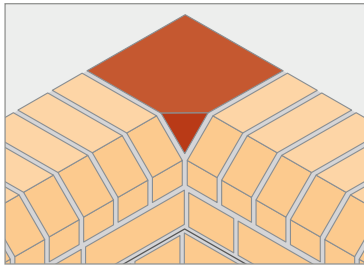


TYPE NO.	A	B	C	D	E
AN.8.1	215	215	102	46	159
AN.8.2	215	215	102	60	173



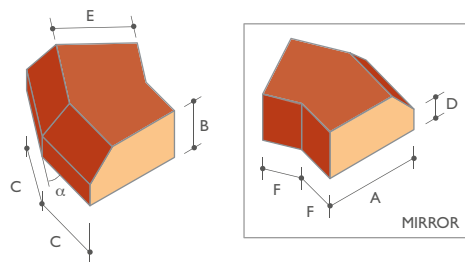
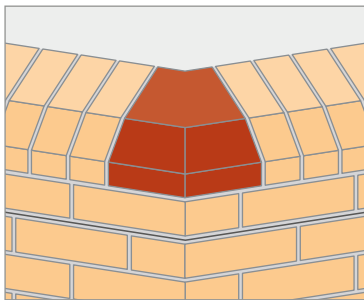
+ suitable for half bond without cutting (any angle available) ♦ suitable for quarter bond without cutting (any angle available) ⓘ available in Caplock®

AN.9 SINGLE CANT INTERNAL RETURN WITH INTERNAL SLOPE
(SQUARE EXTERNAL CORNER ON BED)



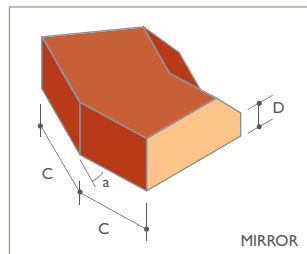
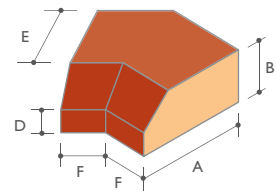
TYPE NO.	A	B	C	D	E
AN.9.1	215	215	102	46	159
AN.9.2	215	215	102	60	173

AN.10 SINGLE CANT EXTERNAL ANGLE



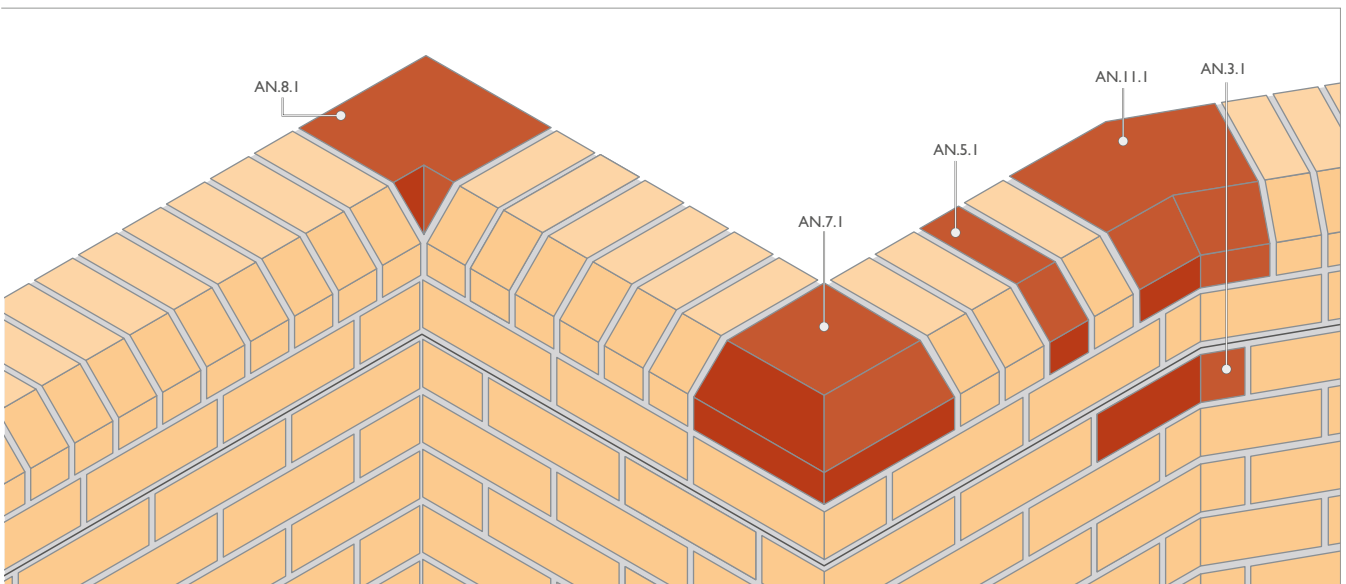
TYPE NO.	A	B	C	D	E	F	α
AN.10.1	215	102	159	46	159	101	30°
AN.10.2	215	102	159	60	173	101	30°
AN.10.3	215	102	159	46	159	70	45°
AN.10.4	215	102	159	60	173	70	45°
AN.10.5	215	102	159	46	159	35	60°
AN.10.6	215	102	159	60	173	35	60°

AN.11 SINGLE CANT INTERNAL ANGLE



TYPE NO.	A	B	C	D	E	F	α
AN.11.1	215	102	159	46	159	101	30°
AN.11.2	215	102	159	60	173	101	30°
AN.11.3	215	102	159	46	159	70	45°
AN.11.4	215	102	159	60	173	70	45°
AN.11.5	215	102	159	46	159	35	60°
AN.11.6	215	102	159	60	173	35	60°

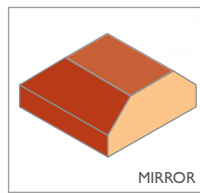
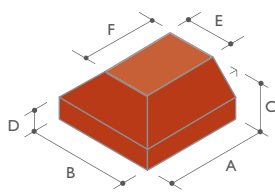
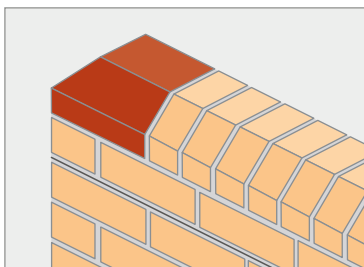
AN.3, AN.5, AN.7, AN.8, AN.11 IN BUILD



ANGLE & CANT BRICKS



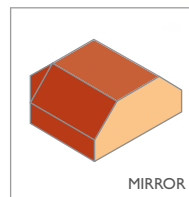
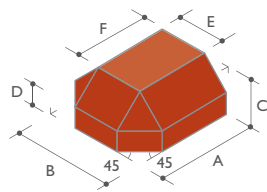
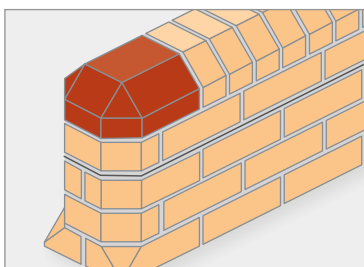
AN.12 DOUBLE CANT STOP END (SQUARE CORNERS ON BED)



TYPE NO.	A	B	C	D	E	F
AN.12.1	215	215	102	46	103	159
AN.12.2	215	215	102	60	131	173



AN.13 DOUBLE CANT STOP END (CANTED CORNERS ON BED)



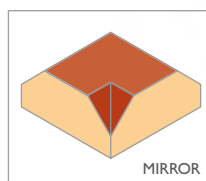
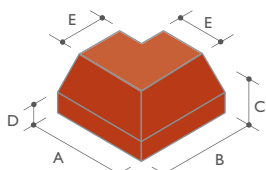
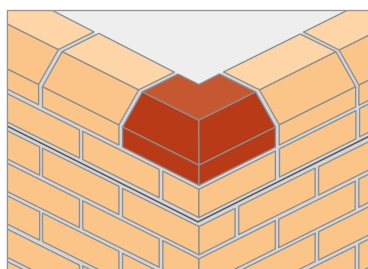
TYPE NO.	A	B	C	D	E	F
AN.13.1	215	215	102	46	103	159
AN.13.2	215	215	102	60	131	173



BOUNDARY WALL, STOURBRIDGE, WEST MIDLANDS
ATLAS SMOOTH RED & HIMLEY MIXED RUSSET ORIGINAL
- AN.12.1 DOUBLE CANT STOP END


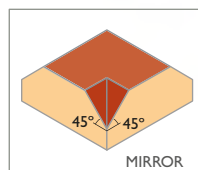
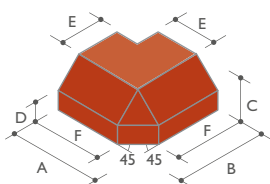
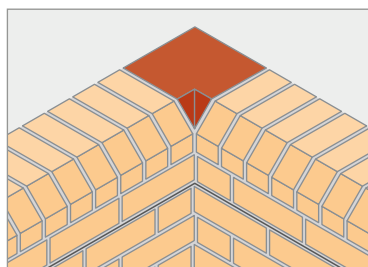
FOR SUITABILITY OF COPING AND CAPPING DETAILS, PLEASE REFER
TO THE BDA GUIDE "SEVERELY EXPOSED BRICKWORK"

AN.14 DOUBLE CANT EXTERNAL RETURN WITH INTERNAL MITRE (SQUARE CORNER ON BED)



TYPE NO.	A	B	C	D	E
AN.14.1	215	215	102	46	103
AN.14.2	215	215	102	60	131

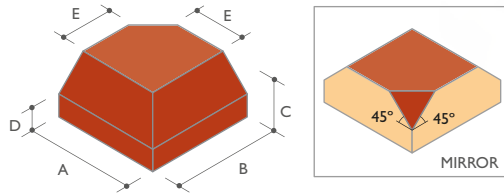
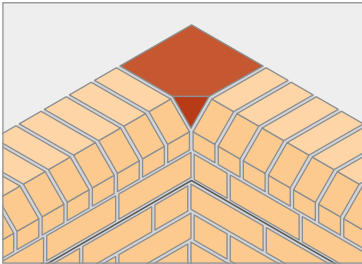
AN.15 DOUBLE CANT EXTERNAL RETURN WITH INTERNAL MITRE (CANTED CORNER ON BED)



TYPE NO.	A	B	C	D	E	F
AN.15.1	215	215	102	46	103	159
AN.15.2	215	215	102	60	131	173

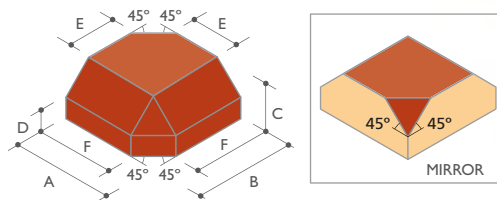
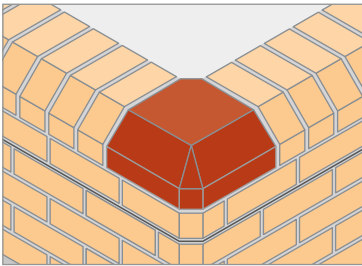
ANGLE & CANT BRICKS

AN.16 DOUBLE CANT EXTERNAL RETURN WITH INTERNAL SLOPE (SQUARE CORNER ON BED)



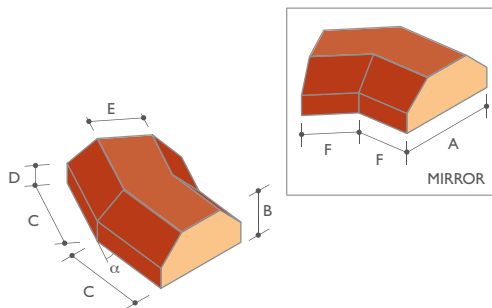
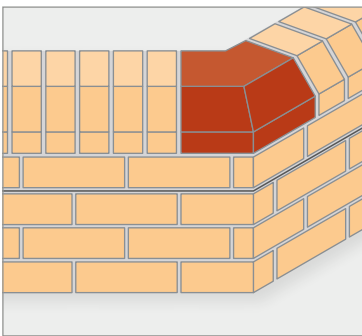
TYPE NO.	A	B	C	D	E
AN.16.1	215	215	102	46	103
AN.16.2	215	215	102	60	131

AN.17 DOUBLE CANT EXTERNAL RETURN WITH INTERNAL SLOPE (CANTED CORNER ON BED)



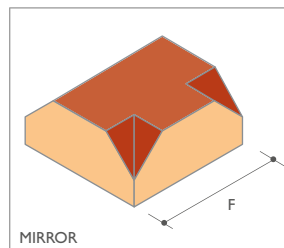
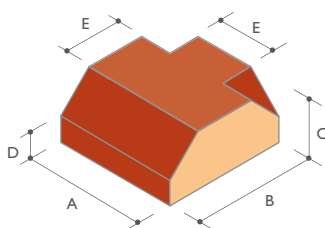
TYPE NO.	A	B	C	D	E	F
AN.17.1	215	215	102	46	103	159
AN.17.2	215	215	102	60	131	173

AN.18 DOUBLE CANT ANGLE



TYPE NO.	A	B	C	D	E	F	α
AN.18.1	215	102	159	46	103	101	30°
AN.18.2	215	102	159	60	131	101	30°
AN.18.3	215	102	159	46	103	70	45°
AN.18.4	215	102	159	60	131	70	45°
AN.18.5	215	102	159	46	103	35	60°
AN.18.6	215	102	159	60	131	35	60°

I.AN.19 THREE-WAY TRANSITION UNIT FOR DOUBLE CANT PROFILE **

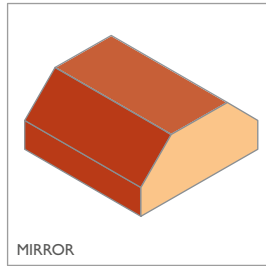
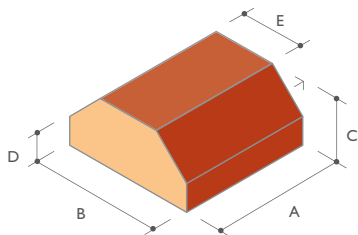


TYPE NO.	A	B	C	D	E	F
I.AN.19.1	215	215	102	46	103	215
I.AN.19.2	215	215	102	60	131	215

** An Ibstock special to solve the problem of 3 way brick junctions. Available with or without false joints.

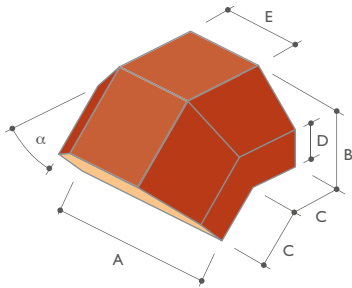
available in Caplock® **Please note** that perforations of products vary by special type and factory of manufacture.

I.AN.20 DOUBLE CANT CAPPING †




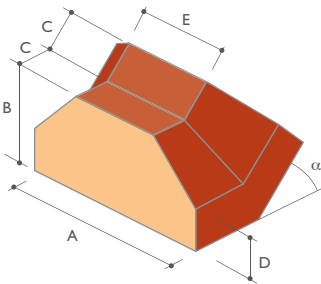
TYPE NO.	A	B	C	D	E
I.AN.20.1	215	215	102	46	103
I.AN.20.2	215	215	102	60	131

I.AN.21 DOUBLE CANT INCLINE TO HORIZONTAL TRANSITION UNIT



TYPE NO.	A	B	C	D	E	α
I.AN.21.1	215	102	65	46	103	Δ
I.AN.21.2	215	102	65	60	131	Δ

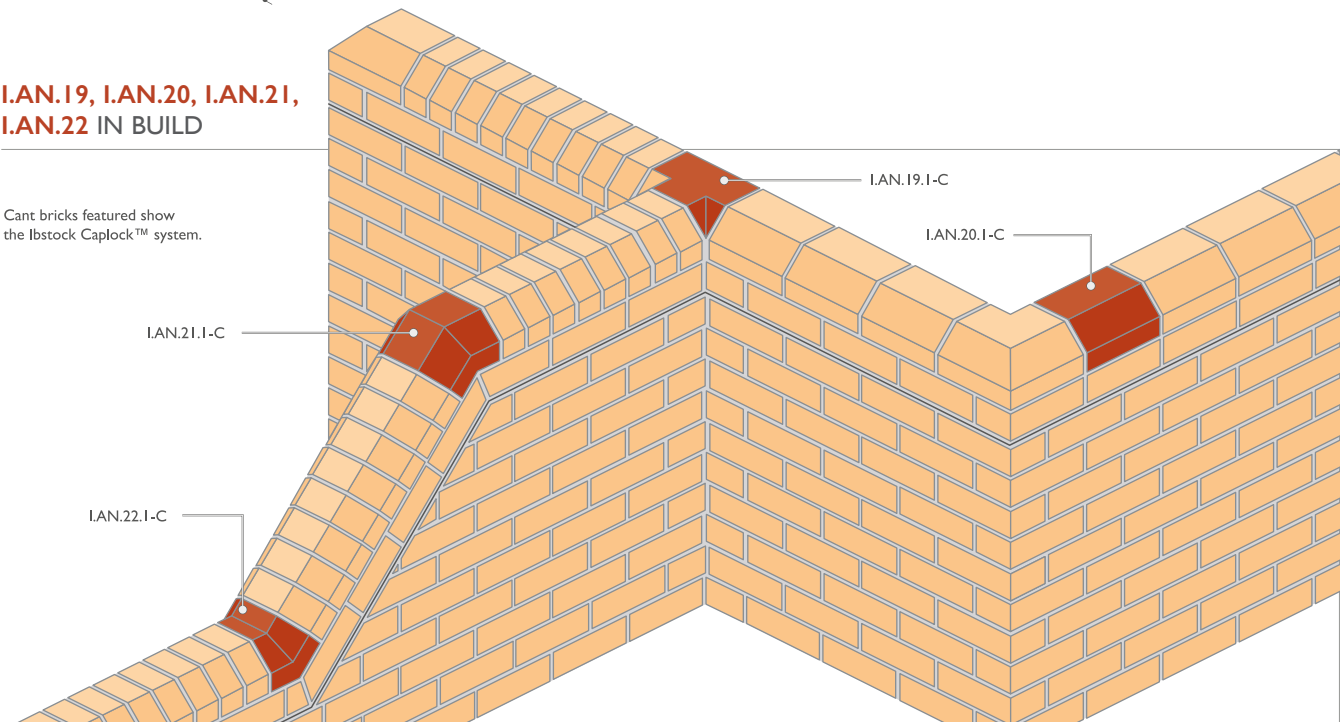
I.AN.22 DOUBLE CANT HORIZONTAL TO INCLINE TRANSITION UNIT



TYPE NO.	A	B	C	D	E	α
I.AN.22.1	215	102	65	46	103	Δ
I.AN.22.2	215	102	65	60	131	Δ

I.AN.19, I.AN.20, I.AN.21, I.AN.22 IN BUILD

Cant bricks featured show the Ibstock Caplock™ system.



Δ Angle to be specified. † An Ibstock alternative to AN.6 format, for improved visual choice. ⓘ available in Caplock®

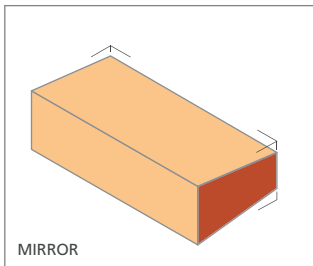
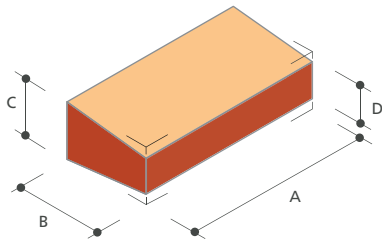
ARCH BRICKS

Arches have become a popular decorative and practical feature of new construction for both commercial and housing developments. They can be used to complement new brickwork or to match in with existing brickwork in refurbishment and renovation schemes.

Our standard range of span dimensions gives a greater choice than the British Standard. Canted and Bullnose profiles are available as standard. The arches illustrated here are a small selection of those available.

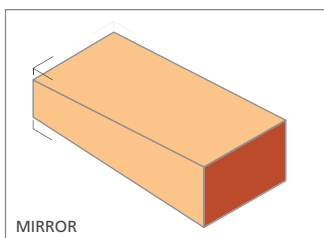
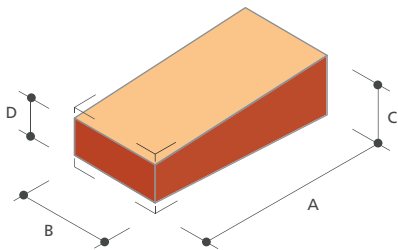
Different types of arches to an architect's own design can easily be manufactured. Expert advice and the provision of CAD drawings are available through our Design Advisors.

AR.1 TAPERED HEADER



TYPE NO.	UNIT DIMENSIONS				IDEAL SPAN DIMENSIONS	NO. OF WHOLE BRICKS (SPAN)	NO. OF BRICKS IN SEMI-CIRCLE
	A	B	C	D			
AR.1.1	215	102	75	59	910	4	20 or 21
I.AR.1.1-1*	215	102	75	62	1135	5	24 or 25
I.AR.1.2	215	102	75	64	1360	6	28 or 29
I.AR.1.2-1*	215	102	75	65	1585	7	32 or 33
AR.1.3	215	102	75	66	1810	8	36 or 37
I.AR.1.3-1*	215	102	75	67	2260	10	45 or 46
AR.1.4	215	102	75	69	2710	12	53 or 54

AR.2 TAPERED STRETCHER

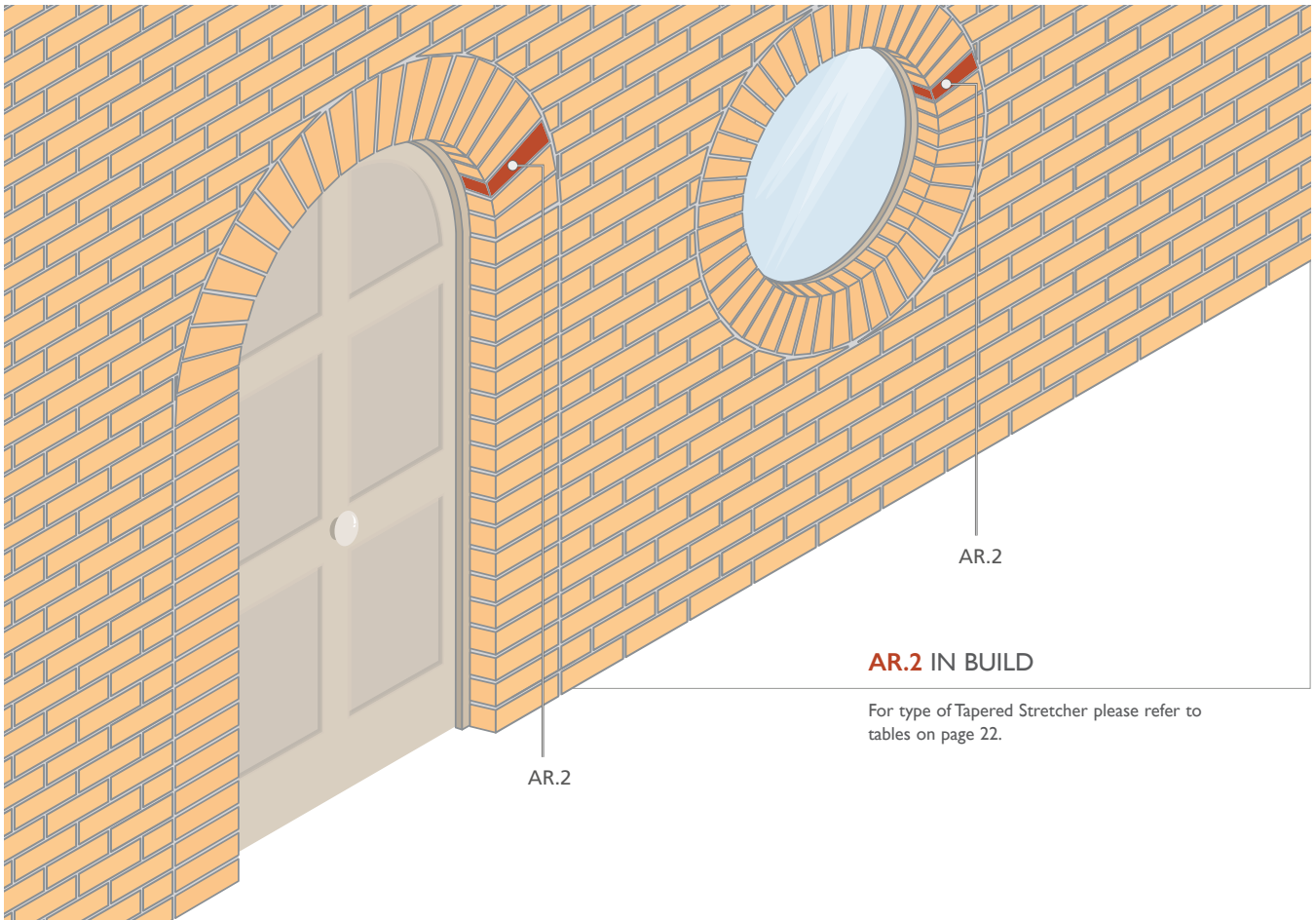
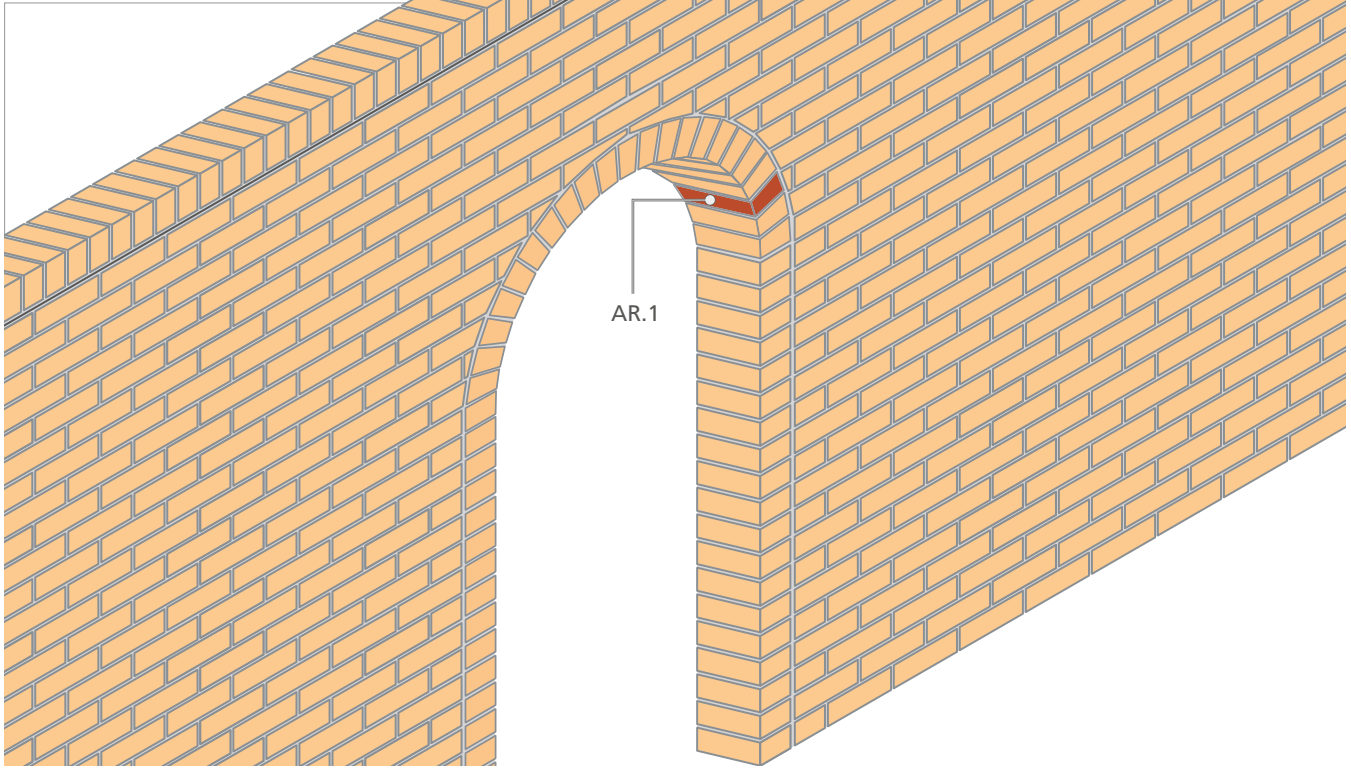


TYPE NO.	UNIT DIMENSIONS				IDEAL SPAN DIMENSIONS	NO. OF WHOLE BRICKS (SPAN)	NO. OF BRICKS IN SEMI-CIRCLE
	A	B	C	D			
AR.2.1	215	102	75	48	910	4	25
I.AR.2.1-1*	215	102	75	51	1135	5	29
I.AR.2.2	215	102	75	55	1360	6	33
I.AR.2.2-1*	215	102	75	57	1585	7	37
AR.2.3	215	102	75	58	1810	8	41
I.AR.2.3-1*	215	102	75	61	2260	10	50
AR.2.4	215	102	75	63	2710	12	58

* Ibstock specials to create a wider choice of arch spans. Bullnose and Cant profiles are available.

Please note that perforations of products vary by special type and factory of manufacture.

AR.1 IN BUILD



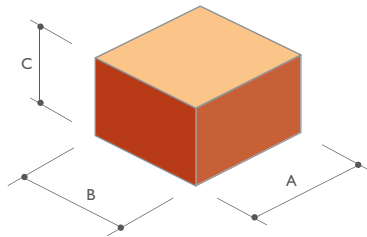
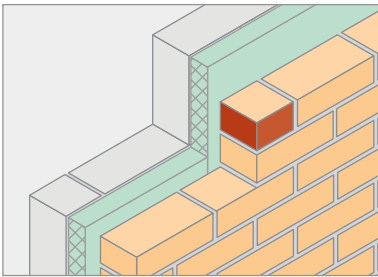
AR.2 IN BUILD

For type of Tapered Stretcher please refer to tables on page 22.

BONDING BRICKS

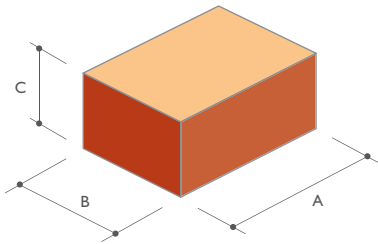
Bonding bricks, often forgotten, are one of the key pieces in the jigsaw to make brickwork bond. A range of specials with extra faces and the king closer, popular for sill details, are also available.

BD.1.1 HALF BAT (SNAP HEADER)



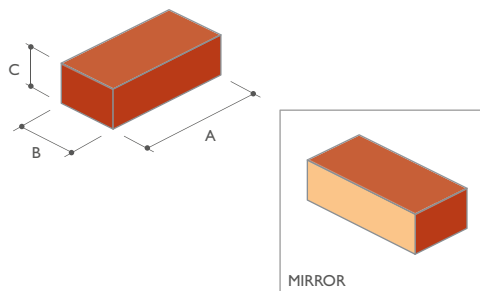
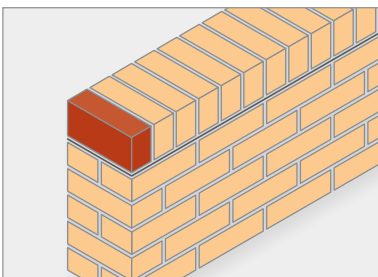
TYPE NO.	A	B	C
BD.1.1	102	102	65

BD.1.2 THREE-QUARTER BAT



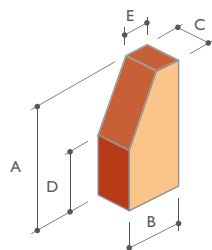
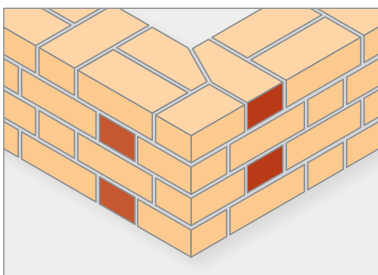
TYPE NO.	A	B	C
BD.1.2	159	102	65

BD.1.3 STANDARD BRICK FAIR-FACED ON BED SURFACE



TYPE NO.	A	B	C
BD.1.3	215	102	65

BD.2 KING CLOSER*



TYPE NO.	A	B	C	D	E
BD.2	215	102	65	102	46

*Suitable as a flush sill.

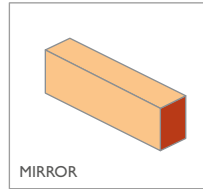
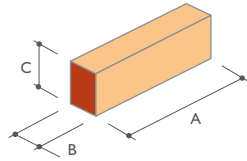
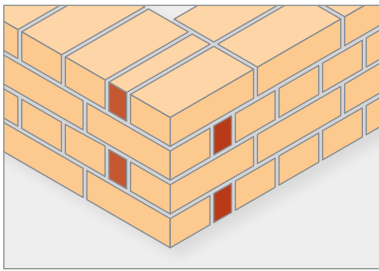
 available in Caplock®

Please note that perforations of products vary by special type and factory of manufacture.

PRIVATE HOUSE, KIMCOTE, LEICESTERSHIRE
 SWANAGE BESPOKE BLEND - BD.3 QUEEN CLOSER, PL.3.1 PLINTH
 STRETCHER & PL.2.1 PLINTH HEADER

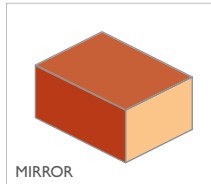
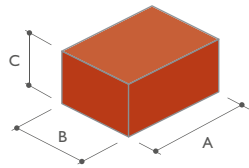
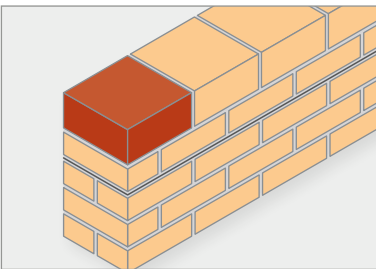


BD.3 QUEEN CLOSER



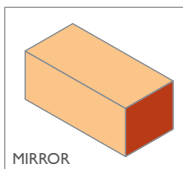
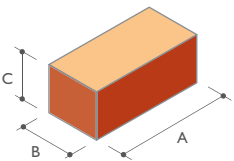
TYPE NO.	A	B	C
BD.3	215	46	65

BD.4 215mm SQUARE STOP END



TYPE NO.	A	B	C
BD.4.1	215	159	102
BD.4.2	215	159	65
BD.4.3	215	215	102
BD.4.4	215	215	65

CB.1 CUBOID BRICKS




TYPE NO.	A	B	C
CB.1.1	190	90	65
CB.1.2	190	90	90
CB.1.3	215	102	50
CB.1.4	215	102	53
CB.1.5	215	102	65
CB.1.6	215	102	73

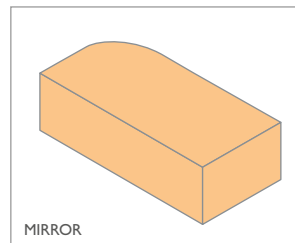
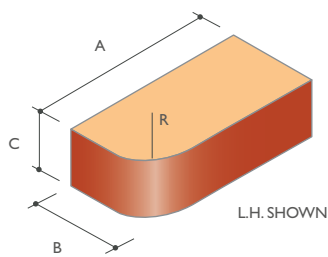
TYPE NO.	A	B	C
CB.1.7	215	102	80
CB.1.8	233	112	73
CB.1.9	233	112	80
CB.1.10	290	90	65
CB.1.11	290	90	90

 available in Caplock®

BULLNOSE BRICKS

This section illustrates the complete range of bullnose bricks including Istock Kevington's own specials for improved visual choice and durability. Many of this group can be supplied in Caplock® format and are identified with the Caplock® symbol. 

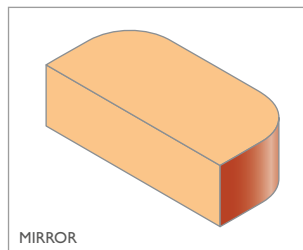
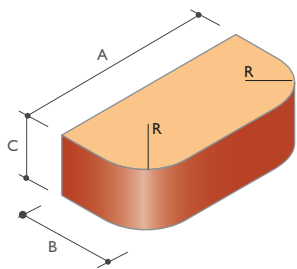
BN.1 SINGLE BULLNOSE (LEFT & RIGHT HAND)



TYPE NO.	A	B	C	R
BN.1.1	215	102	65	25
BN.1.2	215	102	65	51



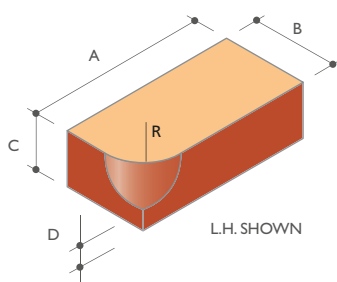
BN.2 DOUBLE BULLNOSE



TYPE NO.	A	B	C	R
BN.2.1	215	102	65	25
BN.2.2	215	102	65	51

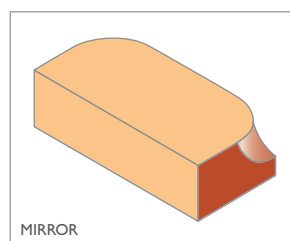
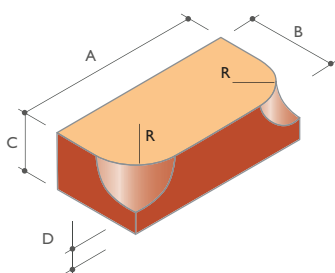


BN.3 SINGLE BULLNOSE STOP (LEFT & RIGHT HAND)



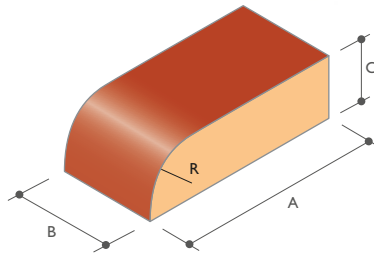
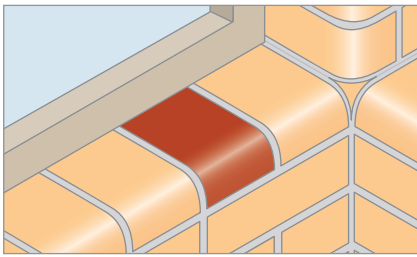
TYPE NO.	A	B	C	D	R
BN.3.1	215	102	65	25	25
BN.3.2	215	102	65	25	51

BN.4 DOUBLE BULLNOSE STOP



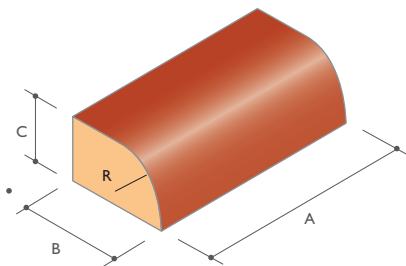
TYPE NO.	A	B	C	D	R
BN.4.1	215	102	65	25	25
BN.4.2	215	102	65	25	51

BN.5 SINGLE BULLNOSE HEADER ON FLAT



TYPE NO.	A	B	C	R
BN.5.1	215	102	65	25
BN.5.2	215	102	65	51

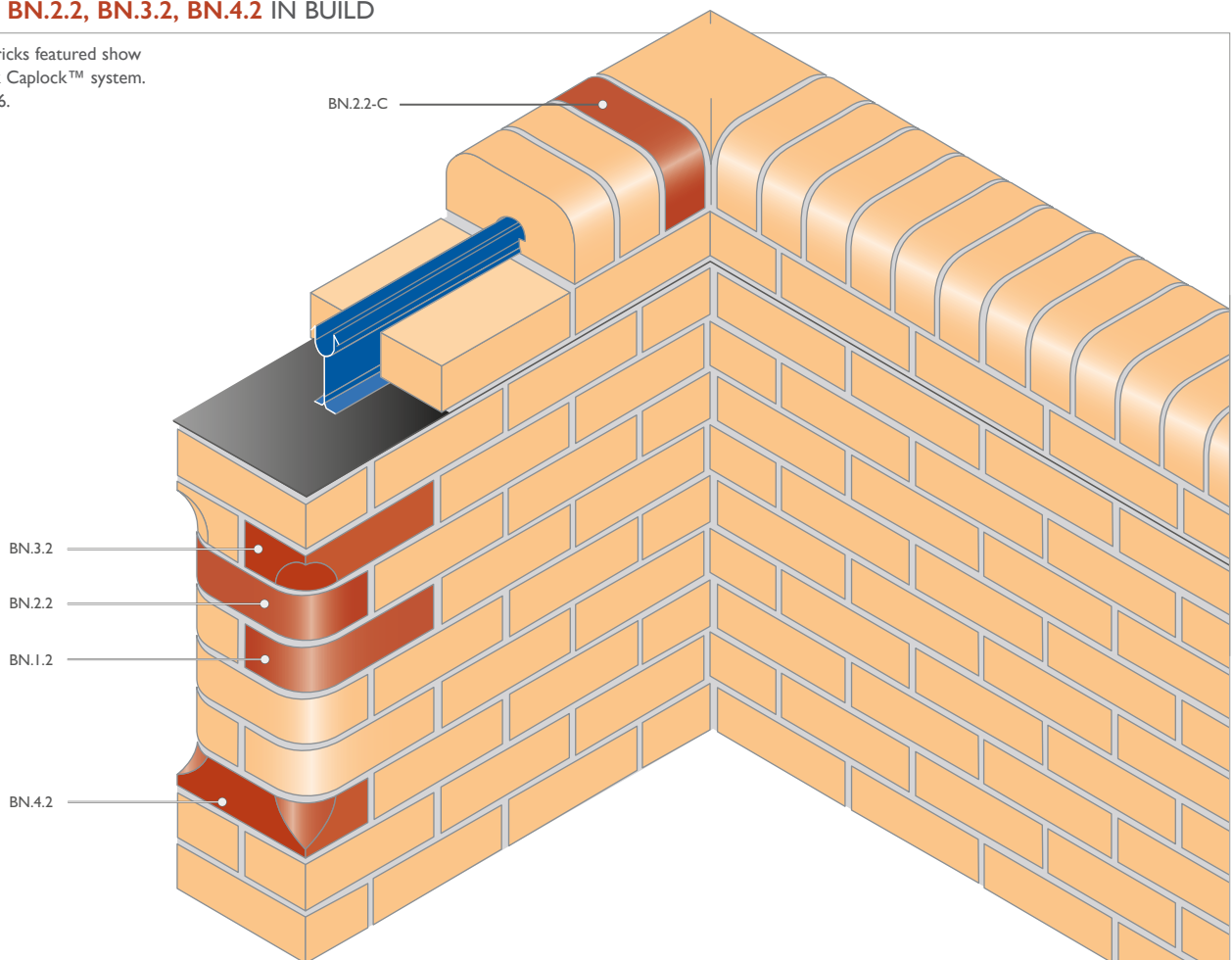
BN.6 SINGLE BULLNOSE STRETCHER ON FLAT



TYPE NO.	A	B	C	R
BN.6.1	215	102	65	25
BN.6.2	215	102	65	51

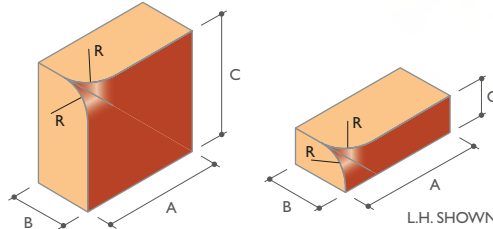
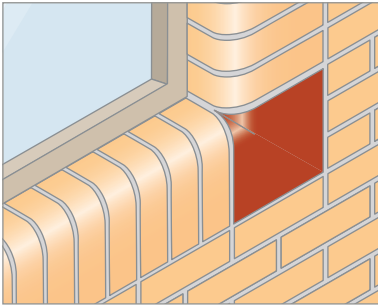
BN.1.2, BN.2.2, BN.3.2, BN.4.2 IN BUILD

Bullnose bricks featured show the Ibstock Caplock™ system. See page 36.



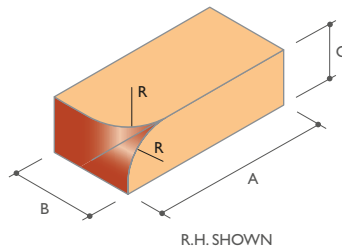
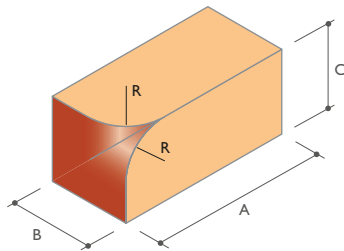
BULLNOSE BRICKS

BN.7 SINGLE BULLNOSE INTERNAL RETURN STRETCHER FACED (LEFT & RIGHT HAND)



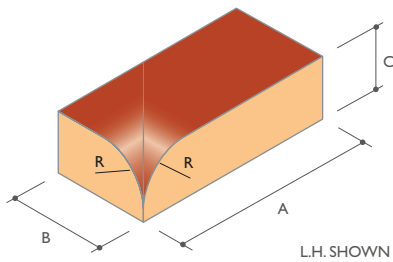
TYPE NO.	A	B	C	R
BN.7.1	215	102	65	25
BN.7.2	215	102	65	51
BN.7.3	215	102	215	25
BN.7.4	215	102	215	51

BN.8 SINGLE BULLNOSE INTERNAL RETURN HEADER FACED (LEFT & RIGHT HAND)



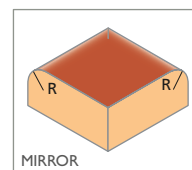
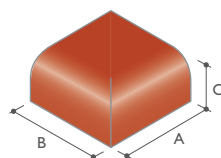
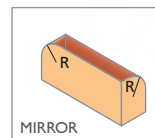
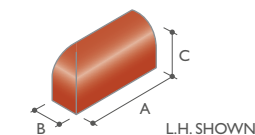
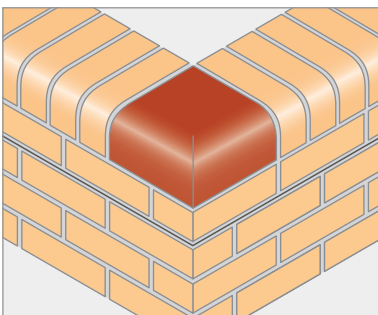
TYPE NO.	A	B	C	R
BN.8.1	215	102	65	25
BN.8.2	215	102	65	51
BN.8.3	215	102	102	25
BN.8.4	215	102	102	51

BN.9 SINGLE BULLNOSE INTERNAL RETURN FLAT FACED (LEFT & RIGHT HAND)



TYPE NO.	A	B	C	R
BN.9.1	215	102	65	25
BN.9.2	215	102	65	51

BN.10 BULLNOSE EXTERNAL RETURN ON EDGE (LEFT & RIGHT HAND)



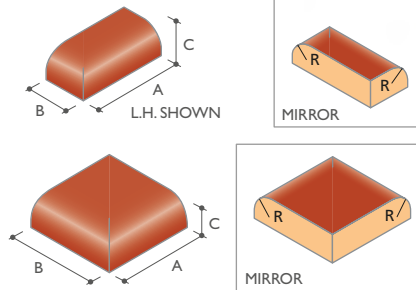
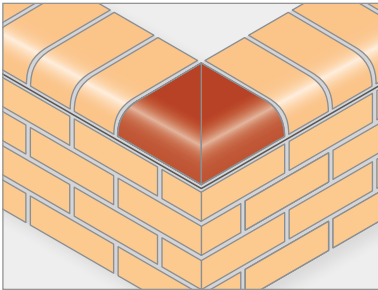
TYPE NO.	A	B	C	R
BN.10.1	215	65	102	25
BN.10.2	215	65	102	51
BN.10.3	215	215	102	25
BN.10.4	215	215	102	51



SUPERMARKET, DROITWICH, WORCESTERSHIRE
STAFFORDSHIRE SLATE BLUE SMOOTH &
BIRTLEY OLDE ENGLISH BN.1.2 SINGLE BULLNOSE

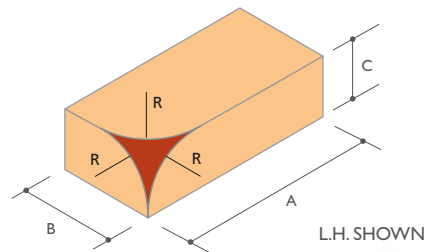
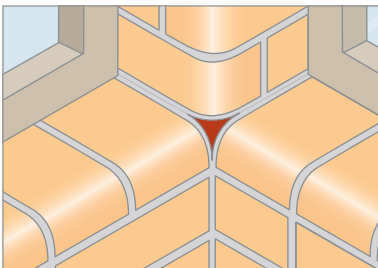
BULLNOSE BRICKS

BN.11 BULLNOSE EXTERNAL RETURN ON FLAT (LEFT & RIGHT HAND)



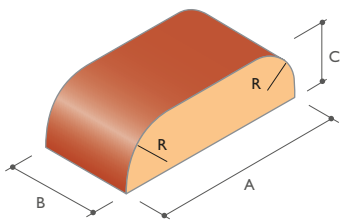
TYPE NO.	A	B	C	R
BN.11.1	215	102	65	25
BN.11.2	215	102	65	51
BN.11.3	215	215	65	25
BN.11.4	215	215	65	51

BN.12 BULLNOSE MITRE (LEFT & RIGHT HAND)



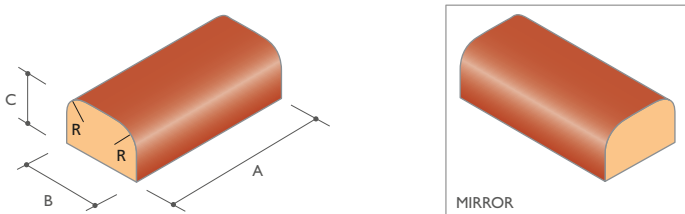
TYPE NO.	A	B	C	R
BN.12.1	215	102	65	25
BN.12.2	215	102	65	51

BN.13 BULLNOSE DOUBLE HEADER ON FLAT



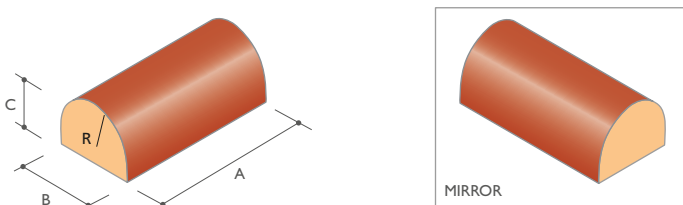
TYPE NO.	A	B	C	R
BN.13.1	215	102	65	25
BN.13.2	215	102	65	51

BN.14.1 BULLNOSE DOUBLE STRETCHER ON FLAT



TYPE NO.	A	B	C	R
BN.14.1	215	102	65	25

BN.14.2 BULLNOSE DOUBLE STRETCHER ON FLAT

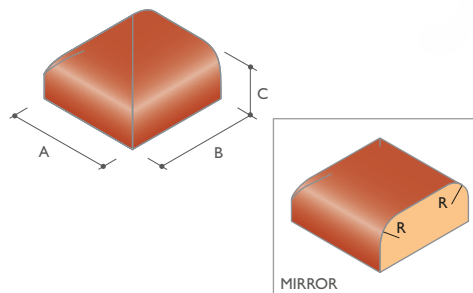
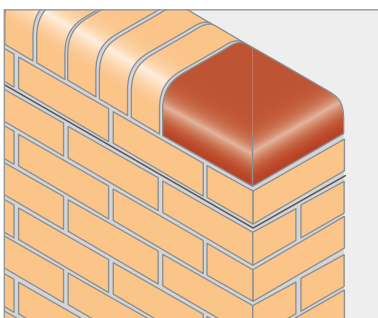


TYPE NO.	A	B	C	R
BN.14.2	215	102	65	51



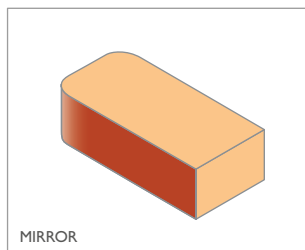
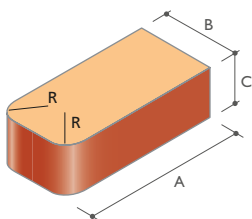
BOUNDARY WALL, SHERFIELD-ON-LODDON, HAMPSHIRE
 CHEDDAR RED & BEXHILL RED - BN.15.4 STOP END TO DOUBLE
 BULLNOSE ON EDGE AND TO BULLNOSE DOUBLE HEADER ON FLAT
 FOR SUITABILITY OF COPING AND CAPPING DETAILS, PLEASE REFER TO THE
 BDA GUIDE "SEVERELY EXPOSED BRICKWORK"

BN.15 STOP END TO DOUBLE BULLNOSE ON EDGE AND TO BULLNOSE DOUBLE HEADER ON FLAT (SQUARE CORNERS ON BED)



TYPE NO.	A	B	C	R
BN.15.1	215	159	102	25
BN.15.2	215	159	102	51
BN.15.3	215	215	102	25
BN.15.4	215	215	102	51
BN.15.5	215	159	65	25
BN.15.6	215	159	65	51
BN.15.7	215	215	65	25
BN.15.8	215	215	65	51

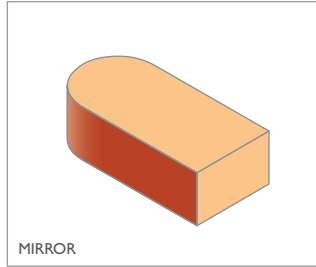
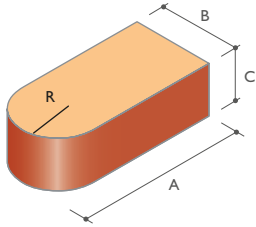
BN.16.1 COWNOSE



TYPE NO.	A	B	C	R
BN.16.1	215	102	65	25

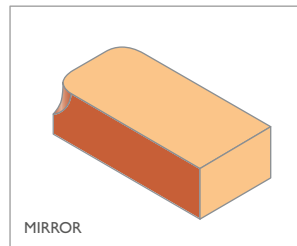
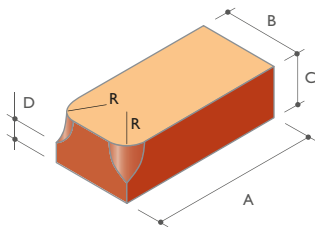
BULLNOSE BRICKS

BN.16.2 COWNOSE



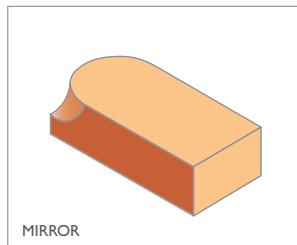
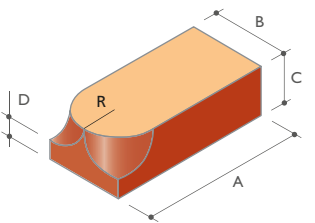
TYPE NO.	A	B	C	R
BN.16.2	215	102	65	51

BN.17.1 COWNOSE STOP



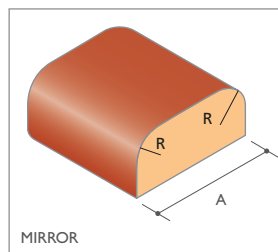
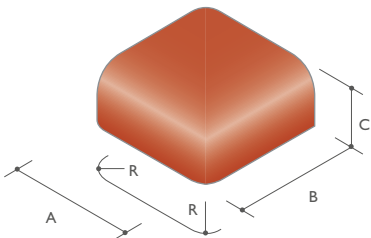
TYPE NO.	A	B	C	D	R
BN.17.1	215	102	65	25	25

BN.17.2 COWNOSE STOP



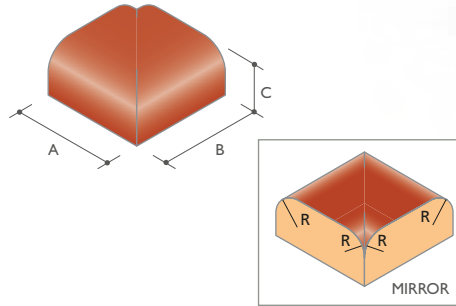
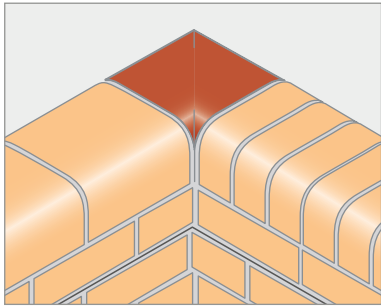
TYPE NO.	A	B	C	D	R
BN.17.2	215	102	65	25	51

BN.18 STOP END TO DOUBLE BULLNOSE ON EDGE AND TO BULLNOSE DOUBLE HEADER ON FLAT (ROUNDED CORNERS ON BED)



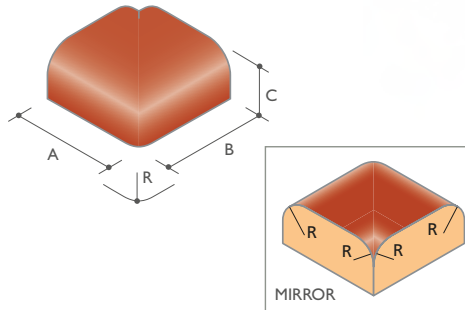
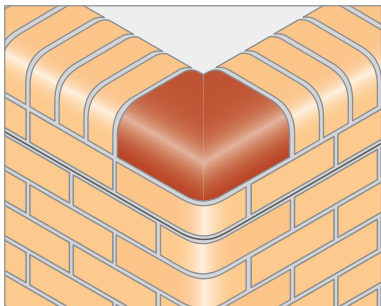
TYPE NO.	A	B	C	R	
BN.18.1	215	159	102	25	ⓘ
BN.18.2	215	159	102	51	ⓘ
BN.18.3	215	215	102	25	ⓘ
BN.18.4	215	215	102	51	ⓘ
BN.18.5	215	159	65	25	
BN.18.6	215	159	65	51	
BN.18.7	215	215	65	25	
BN.18.8	215	215	65	51	

BN.19 EXTERNAL RETURN TO DOUBLE BULLNOSE ON EDGE AND TO BULLNOSE DOUBLE HEADER ON FLAT (SQUARE CORNER ON BED)



TYPE NO.	A	B	C	R
BN.19.1	215	215	102	25
BN.19.2	215	215	102	51
BN.19.3	215	215	65	25
BN.19.4	215	215	65	51

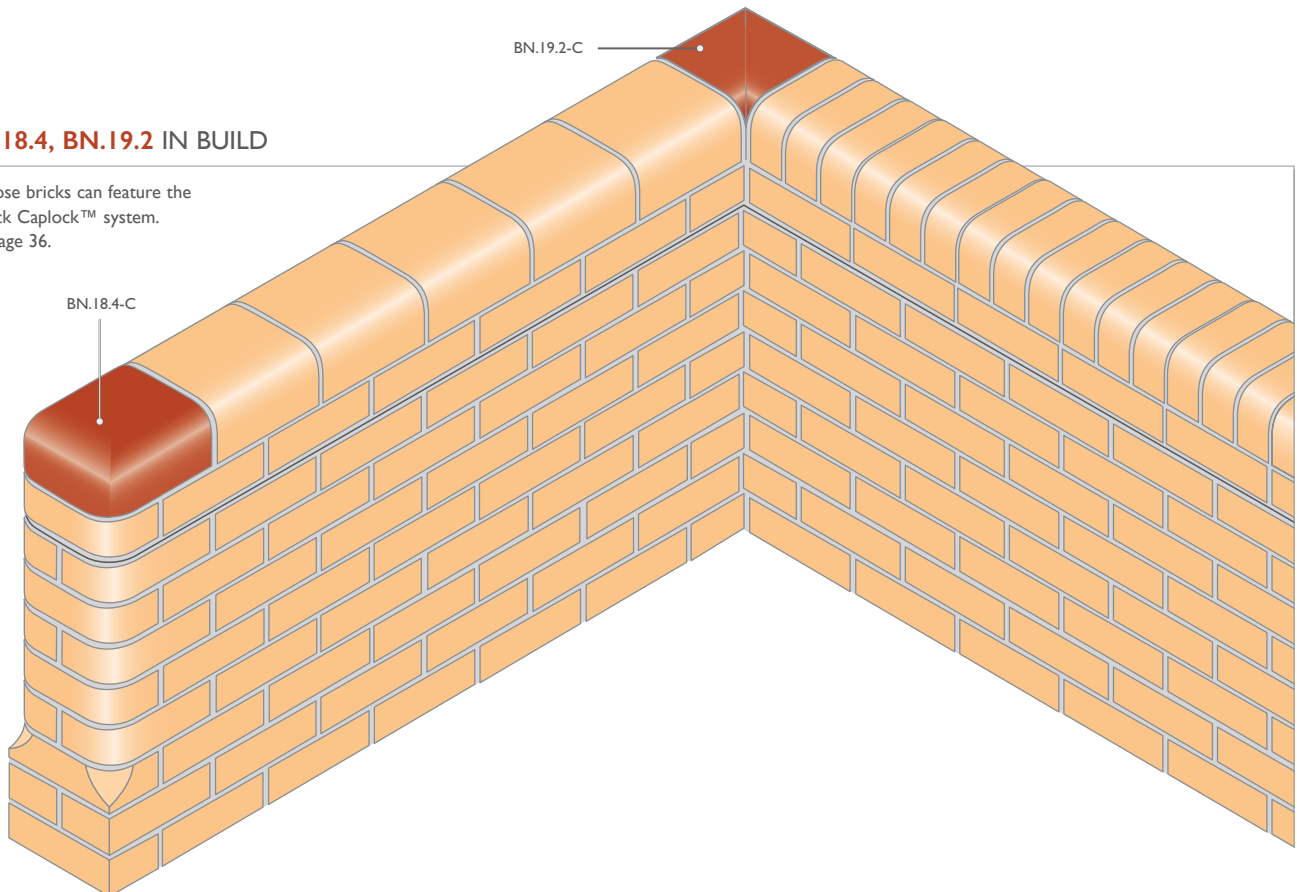
BN.20 EXTERNAL RETURN TO DOUBLE BULLNOSE ON EDGE & TO BULLNOSE DOUBLE HEADER ON FLAT (ROUNDED CORNER ON BED)



TYPE NO.	A	B	C	R
BN.20.1	215	215	102	25
BN.20.2	215	215	102	51
BN.20.3	215	215	65	25
BN.20.4	215	215	65	51

BN.18.4, BN.19.2 IN BUILD

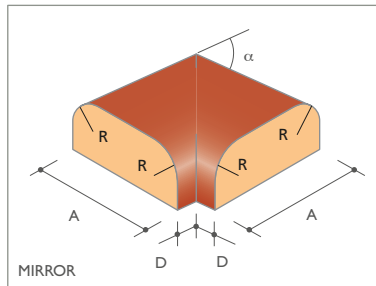
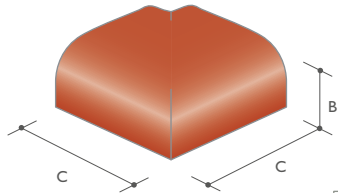
Bullnose bricks can feature the Ibstock Caplock™ system. See page 36.



 available in Caplock®

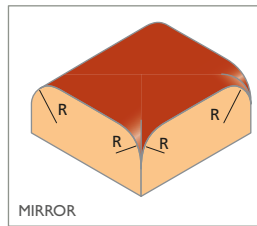
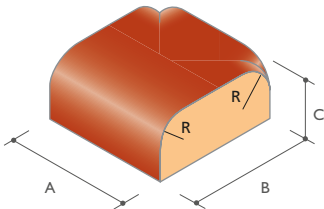
BULLNOSE BRICKS

BN.21 DOUBLE BULLNOSE EXTERNAL ANGLE TO DOUBLE BULLNOSE ON EDGE AND TO BULLNOSE DOUBLE HEADER ON FLAT



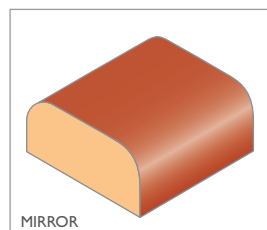
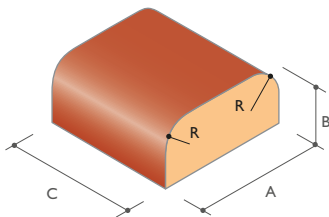
TYPE NO.	A	B	C	D	R	α
BN.21.1	215	102	159	101	25	30°
BN.21.2	215	102	159	101	51	30°
BN.21.3	215	65	159	101	25	30°
BN.21.4	215	65	159	101	51	30°
BN.21.5	215	102	159	70	25	45°
BN.21.6	215	102	159	70	51	45°
BN.21.7	215	65	159	70	25	45°
BN.21.8	215	65	159	70	51	45°
BN.21.9	215	102	159	35	25	60°
BN.21.10	215	102	159	35	51	60°
BN.21.11	215	65	159	35	25	60°
BN.21.12	215	65	159	35	51	60°

I.BN.22 THREE-WAY TRANSITION UNIT FOR DOUBLE BULLNOSE ON EDGE AND TO BULLNOSE DOUBLE HEADER ON FLAT *



TYPE NO.	A	B	C	R
I.BN.22.1	215	215	102	25
I.BN.22.2	215	215	102	51
I.BN.22.3	215	215	65	25
I.BN.22.4	215	215	65	51

I.BN.25 DOUBLE BULLNOSE CAPPING †



TYPE NO.	A	B	C	R
I.BN.25.1	215	102	215	25
I.BN.25.2	215	102	215	51

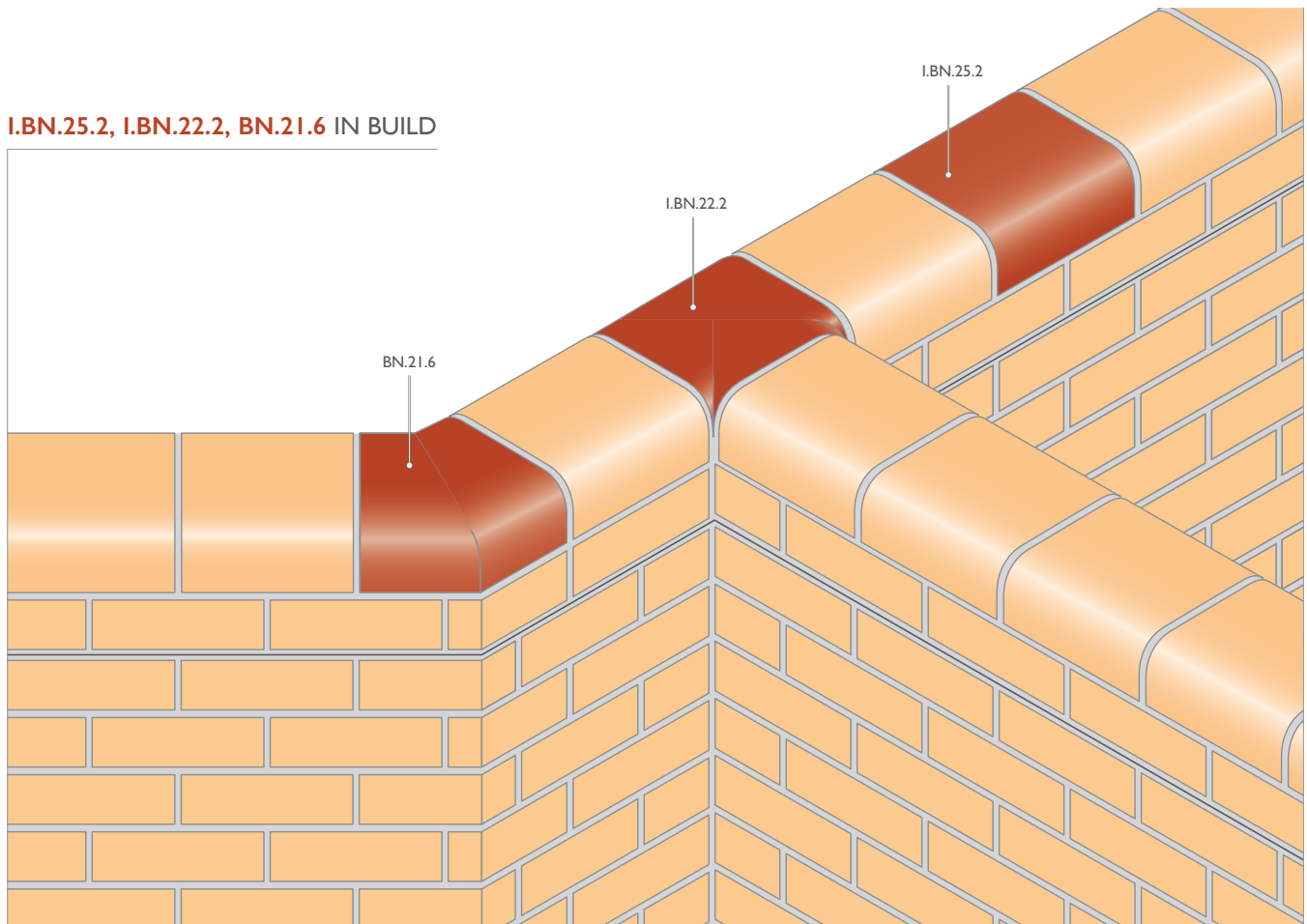
*An Istock special to solve the problem of 3 way brick junction. † An Istock alternative to BN.2 format for improved visual choice.

‡ available in Caplock®



BOUNDARY WALL, SHERFIELD-ON-LODDON, HAMPSHIRE
 CHEDDAR RED & BEXHILL RED - BN.21.8 STOP END TO DOUBLE
 BULLNOSE ON EDGE AND TO BULLNOSE DOUBLE HEADER ON FLAT
 FOR SUITABILITY OF COPING AND CAPPING DETAILS, PLEASE REFER TO THE
 BDA GUIDE "SEVERELY EXPOSED BRICKWORK"

I.BN.25.2, I.BN.22.2, BN.21.6 IN BUILD



Please note that perforations of products vary by special type and factory of manufacture.

CAPLOCK® the Locking Capping and Coping System

Ibstock manufactures Caplock®, the unique patented locking capping and coping system that resists vandalism and improves the durability of the wall.

At the core of the Caplock® system is a simple idea:

A specially designed two metre PVC-u extrusion is held in place on each side by a course of bricks, leaving the upper flanges proud of the wall.

After a bed of mortar is laid, special Caplock® capping or coping bricks, incorporating an integral keyway, can then be locked into place by simply bedding the unit onto the PVC-u extrusion and mortar bed.

Its flanges firmly lock into position in the keyway, ensuring both alignment and positive location.

The resulting capping or coping course forms a virtually immovable mass and remains locked in place even in the event of mortar problems.

The benefits of the Caplock® system are:

- Improved strength of wall.
- Resistance to vandal damage.
- Increased life expectancy of the wall.
- Cost-effective.
- Large choice of capping and coping profiles.
- Can be used for many wall designs.

Throughout this brochure products that can be used with the Caplock® system will be clearly identified especially in the Cappings and Copings section.

These specials will be identified with the following symbol: 

This denotes that the special is available with or without the special keyway design for Caplock®.

When ordering Caplock® specials please identify your requirements by adding -C to the end of the specials code e.g. for a Double Cant Type AN6.1 quote code AN6.1-C.



CAPLOCK® IS AVAILABLE AS STANDARD ON THE FOLLOWING COLOURS/TEXTURES:

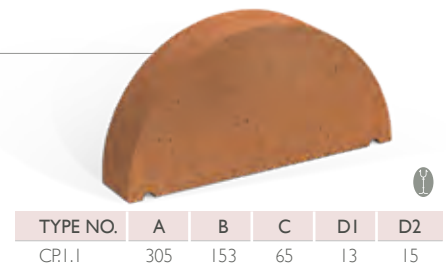
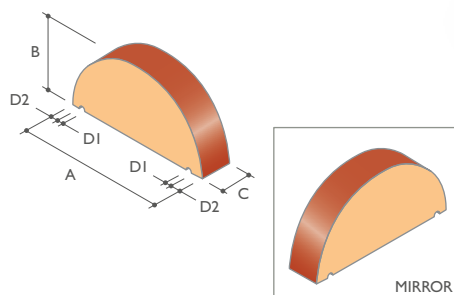
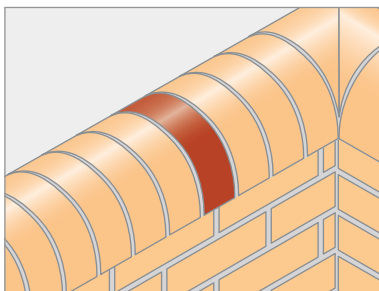
COLOUR/TYPE	PRODUCT
RED SMOOTH	CHEDDAR RED RAVENHEAD RED SMOOTH HOLBROOK SMOOTH RED
RED DRAGFACED	BRISTOL RED RAVENHEAD RED RUSTIC
BLUE SMOOTH	STAFFORDSHIRE SLATE BLUE SMOOTH
BLUE DRAGFACED	STAFFORDSHIRE BLUE BRINDLE DRAGFACED
BUFF SMOOTH	CHEDDAR GOLDEN SMOOTH BUFF
BUFF DRAGFACED	BRISTOL GOLD
RED SANDED STOCK	PARHAM RED STOCK LEICESTER RED STOCK

OTHER COLOURS MAY BE AVAILABLE ON REQUEST – PLEASE CONTACT YOUR LOCAL SALES OFFICE FOR ADVICE.

CAPPINGS & COPINGS


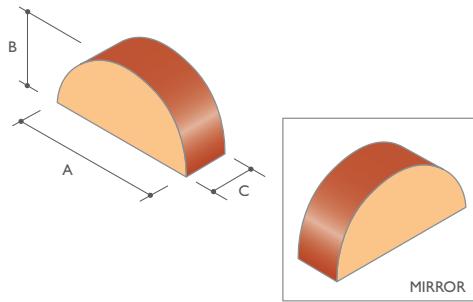
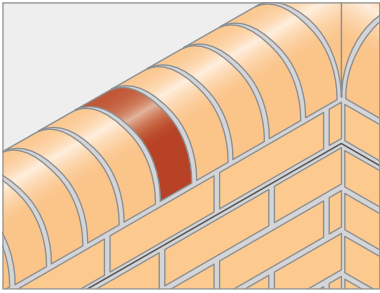
Illustrated in this section are a range of copings and cappings suitable for solid or cavity walls with associated stop ends and returns along with specials for improved visual choice. Some of which are available in Caplock®.

CP.1.1 HALF ROUND COPING

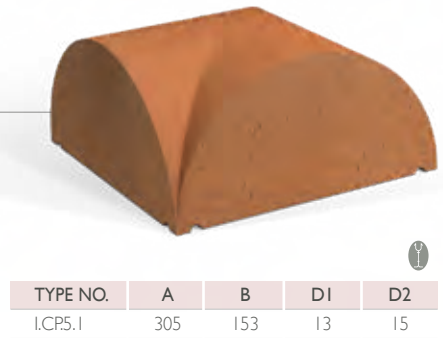
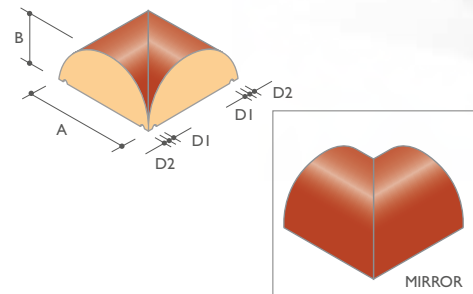
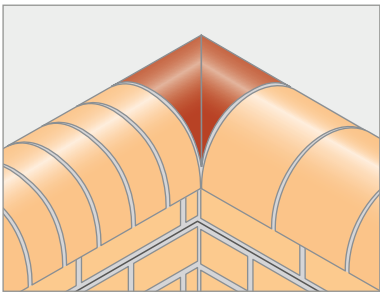


TYPE NO.	A	B	C	D1	D2
CP.1.1	305	153	65	13	15


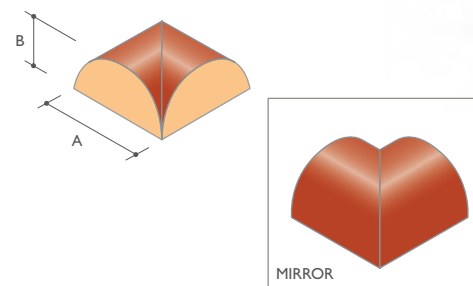
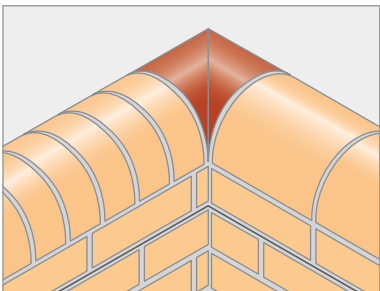
CP.1.2 HALF ROUND CAPPING



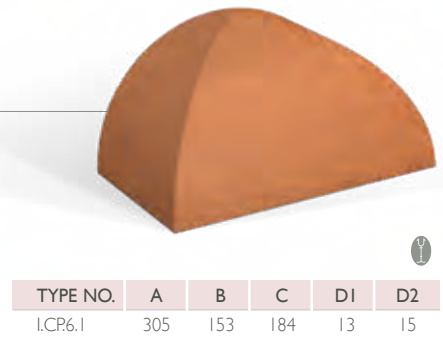
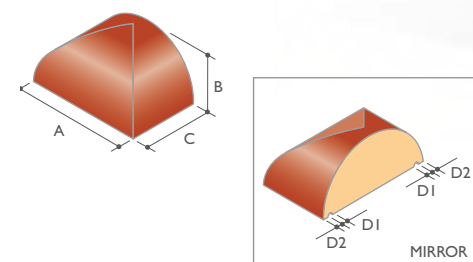
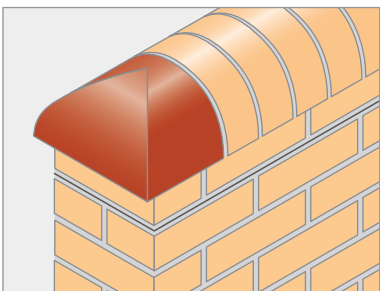
I.CP.5.1 HALF ROUND COPING 90° RETURN



I.CP.5.2 HALF ROUND CAPPING 90° RETURN*



I.CP.6.1 HALF ROUND COPING STOP END



* Angles are available. available in Caplock®

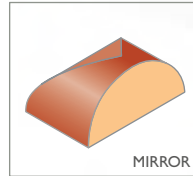
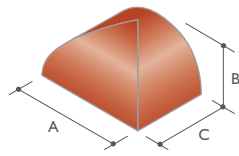
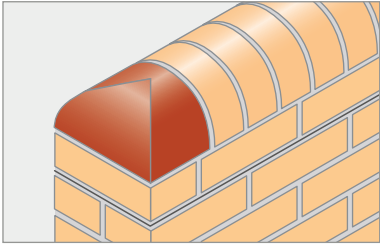
Please note that perforations of products vary by special type and factory of manufacture.

WALLING, SOCIAL HOUSING, GREENFORD, GREATER LONDON
- RAVENHEAD RED SMOOTH - CP.2.2 SADDLEBACK CAPPING
FOR SUITABILITY OF COPING AND CAPPING DETAILS, PLEASE REFER
TO THE BDA GUIDE "SEVERELY EXPOSED BRICKWORK"



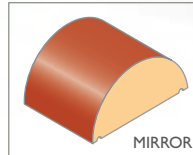
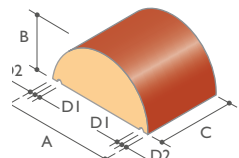
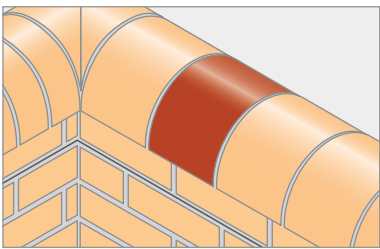
CAPPINGS & COPINGS

I.CP.6.2 HALF ROUND CAPPING STOP END



TYPE NO.	A	B	C	D1	D2
I.CP.6.2	215	108	140	-	-

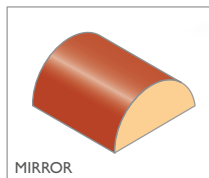
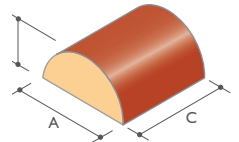
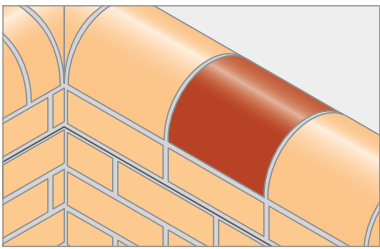
I.CP.20.1 HALF ROUND COPING



TYPE NO.	A	B	C	D1	D2
I.CP.20.1	305	153	215	13	15

An lbstock alternative to the CP.1.1. format for improved visual choice.

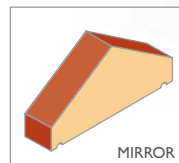
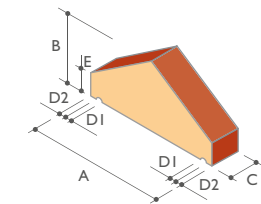
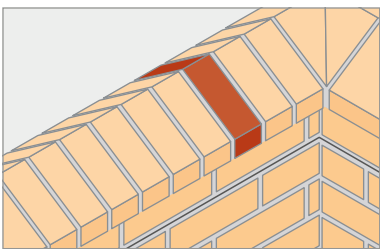
I.CP.20.2 HALF ROUND CAPPING



TYPE NO.	A	B	C	D1	D2
I.CP.20.2	215	108	215	-	-


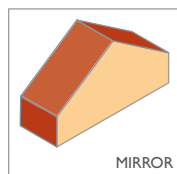
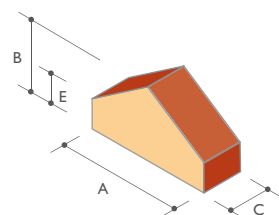
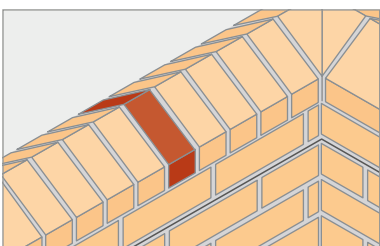
An lbstock alternative to the CP.1.2. format for improved visual choice.

CP.2.1 SADDLEBACK COPING



TYPE NO.	A	B	C	D1	D2	E
CP.2.1	305	153	65	13	15	50

CP.2.2 SADDLEBACK CAPPING



TYPE NO.	A	B	C	D1	D2	E
CP.2.2	215	123	65	-	-	50

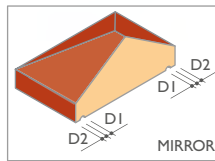
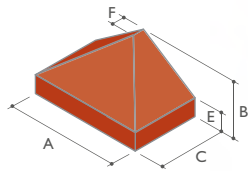
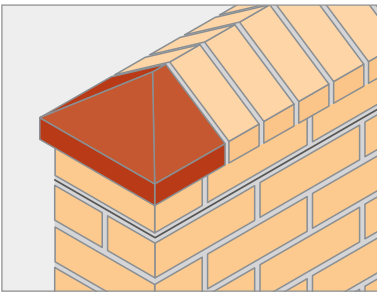
 available in Caplock®

Please note that perforations of products vary by special type and factory of manufacture.



PRIVATE HOUSING, DOUGLAS, ISLE OF MAN -
SMOOTH RED - AN.6.2 AND AN.7.2 USED AS CAPPING DETAIL
FOR SUITABILITY OF COPING AND CAPPING DETAILS, PLEASE REFER
TO THE BDA GUIDE "SEVERELY EXPOSED BRICKWORK"

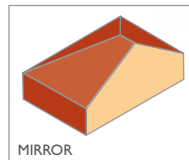
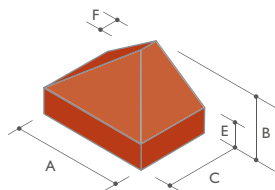
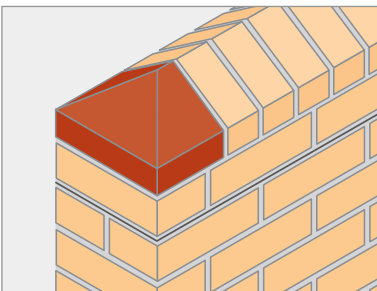
I.CP.7.1 SADDLEBACK COPING STOP END



TYPE NO.	A	B	C	D1	D2	E	F
I.CP.7.1	305	153	184	13	15	50	32



I.CP.7.2 SADDLEBACK CAPPING STOP END



TYPE NO.	A	B	C	D1	D2	E	F
I.CP.7.2	215	123	140	-	-	50	32


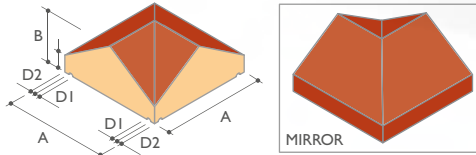
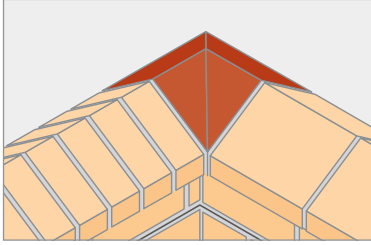


available in Caplock®

Please note that perforations of products vary by special type and factory of manufacture.

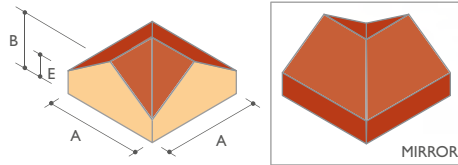
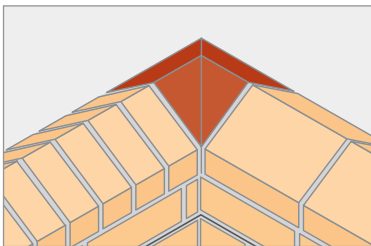
CAPPINGS & COPINGS

I.CP.9.1 SADDLEBACK COPING 90° RETURN



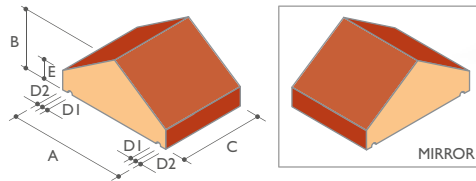
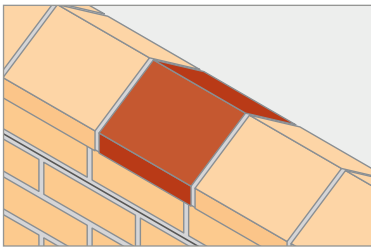
TYPE NO.	A	B	D1	D2	E
I.CP.9.1	305	153	13	15	50

I.CP.9.2 SADDLEBACK CAPPING 90° RETURN*



TYPE NO.	A	B	D1	D2	E
I.CP.9.2	215	123	-	-	50

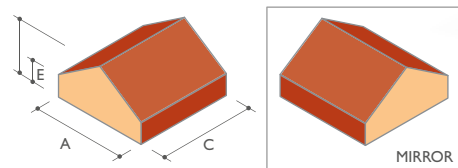
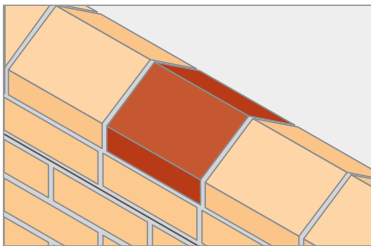
I.CP.21.1 SADDLEBACK COPING



TYPE NO.	A	B	C	D1	D2	E
I.CP.21.1	305	153	215	13	15	50

An Ibstock alternative to the CP.2.1. format for improved visual choice.

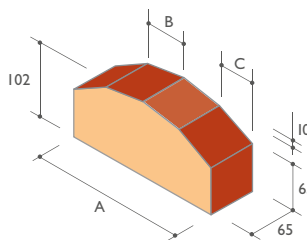
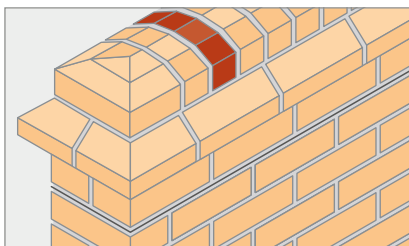
I.CP.21.2 SADDLEBACK CAPPING



TYPE NO.	A	B	C	D1	D2	E
I.CP.21.2	215	123	215	-	-	50

An Ibstock alternative to the CP.2.2. format for improved visual choice.

I.F.1 FACETTED CAPPING †

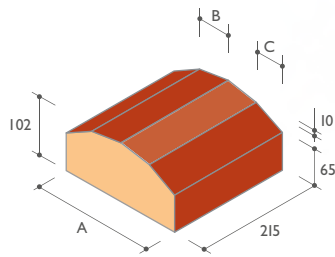
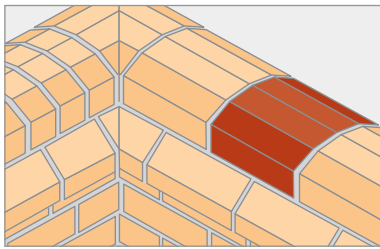


TYPE NO.	A	B	C
I.F.1.1	215	65.5	42
I.F.1.2	255	77.5	50

* Angles are available. † available in Caplock ‡ Note: Other widths available.

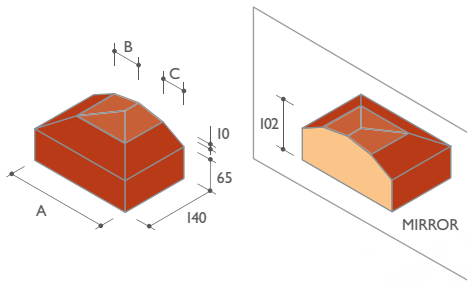
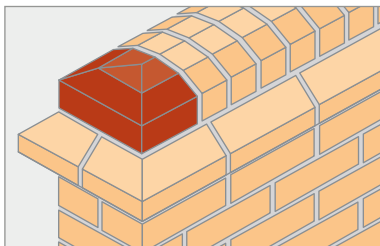
CAPPINGS & COPINGS

I.F.2 FACETTED CAPPING †




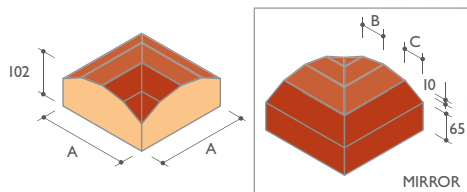
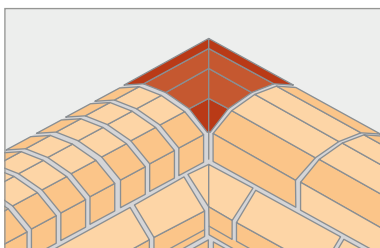
TYPE NO.	A	B	C
I.F.2.1	215	65.5	42
I.F.2.2	255	77.5	50

I.F.3 FACETTED CAPPING STOP END



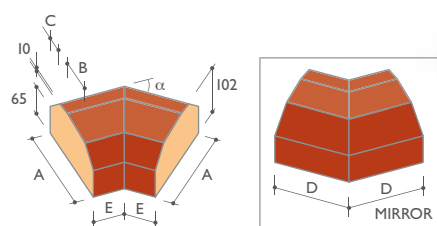
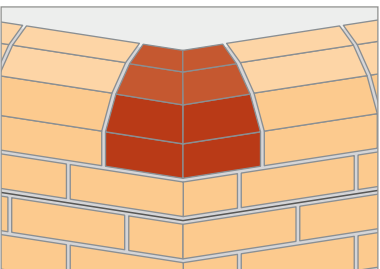
TYPE NO.	A	B	C
I.F.3.1	215	65.5	42
I.F.3.2	255	77.5	50

I.F.4 FACETTED CAPPING 90° RETURN



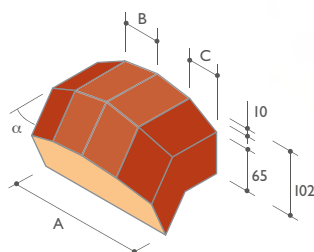
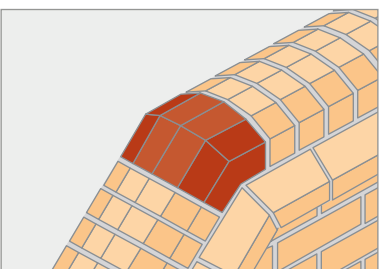
TYPE NO.	A	B	C
I.F.4.1	215	65.5	42
I.F.4.2	255	77.5	50

I.F.5 FACETED CAPPING ANGLE



TYPE NO.	A	B	C	D	E	α
I.F.5.1	215	65.5	42	159	101	30°
I.F.5.2	215	65.5	42	159	70	45°
I.F.5.3	215	65.5	42	159	35	60°
I.F.5.4	255	77.5	50	164	90	30°
I.F.5.5	255	77.5	50	164	64	45°
I.F.5.6	255	77.5	50	164	35	60°

I.F.6 FACETED CAPPING INCLINE TO HORIZONTAL TRANSITION UNIT



TYPE NO.	A	B	C	α
I.F.6.1	215	65.5	42	Δ
I.F.6.2	255	77.5	50	Δ

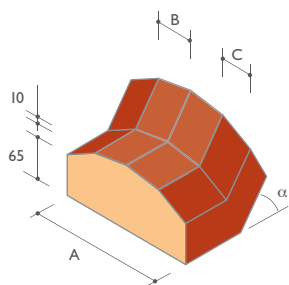
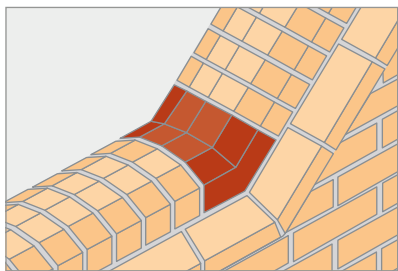
† available in Caplock®

Please note that perforations of products vary by special type and factory of manufacture.

Δ Angle to be specified.

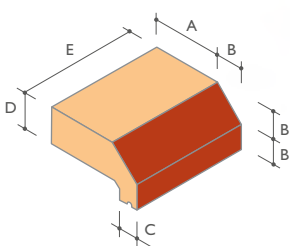
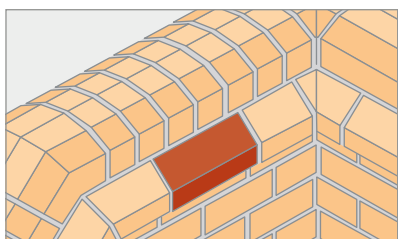
† Note: Other widths available.

I.F.7 FACETED CAPPING HORIZONTAL TO INCLINE TRANSITION UNIT



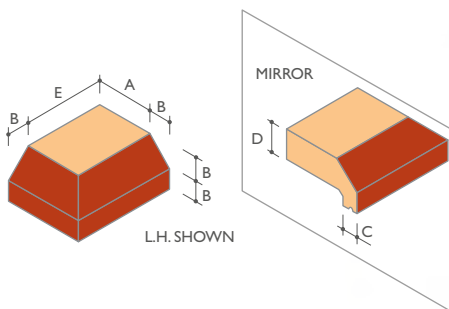
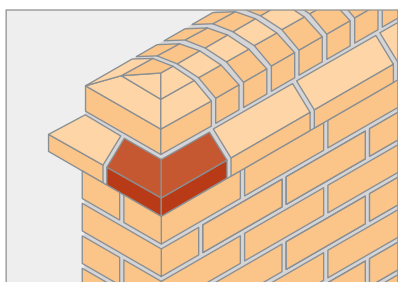
TYPE NO.	A	B	C	α
I.F.7.1	215	65.5	42	Δ
I.F.7.2	255	77.5	50	Δ

I.BC.1 BASE COPING STANDARD BRICK**



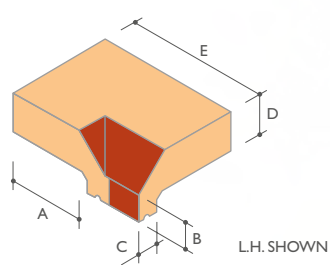
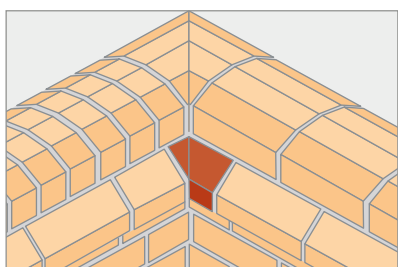
TYPE NO.	A	B	C	D	E
I.BC.1.1	102	45	35	65	215
I.BC.1.2	122	45	35	65	215

I.BC.6 BASE COPING STOP END (LEFT & RIGHT HAND)



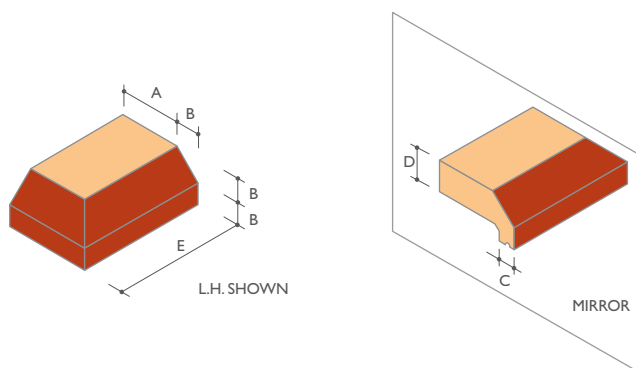
TYPE NO.	A	B	C	D	E
I.BC.6.1	102	45	35	65	178
I.BC.6.2	122	45	35	65	178

I.BC.8 BASE COPING 90° INTERNAL RETURN (LEFT & RIGHT HAND)



TYPE NO.	A	B	C	D	E
I.BC.8.1	102	45	35	65	215
I.BC.8.2	122	45	35	65	235

I.BC.9 BASE COPING 90° EXTERNAL RETURN (LEFT & RIGHT HAND)



TYPE NO.	A	B	C	D	E
I.BC.9.1	102	45	35	65	228
I.BC.9.2	122	45	35	65	228

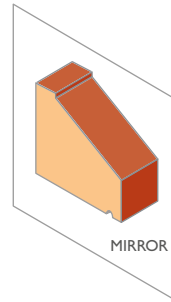
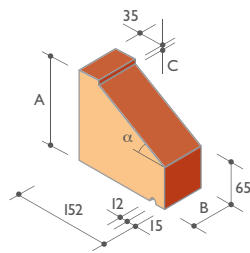
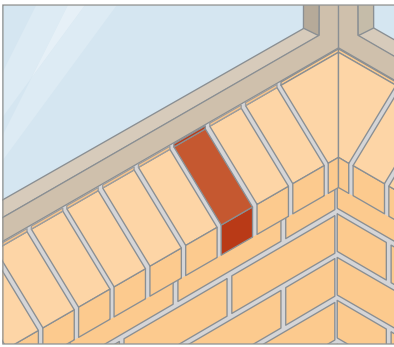
available in Caplock®

**Note: Can be cut to form an incline to transition unit. Δ Angle to be specified.

SILL BRICKS

lbstock Kevington's range of overhanging sills with associated stop ends and returns have been designed to provide the correct overhang and drip detail to ensure durable brickwork.

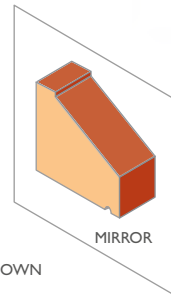
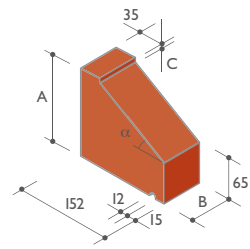
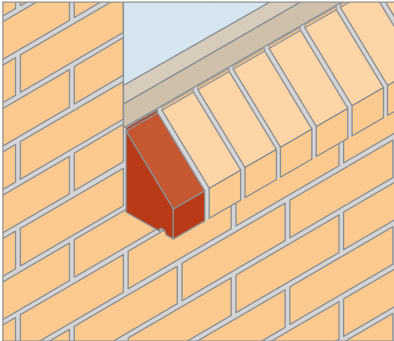
I.C.1 OVERHANGING ANGLED SILL



TYPE NO.	A	B	C	α
I.C.1.1	140	65	7.5	30°
I.C.1.2	140	102	7.5	30°
I.C.1.3	140	215	7.5	30°
I.C.1.4	215	65	10	50°
I.C.1.5	215	102	10	50°
I.C.1.6	215	215	10	50°



I.C.2 OVERHANGING ANGLED SILL (LEFT & RIGHT HAND)

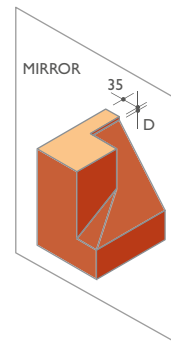
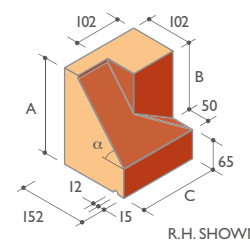
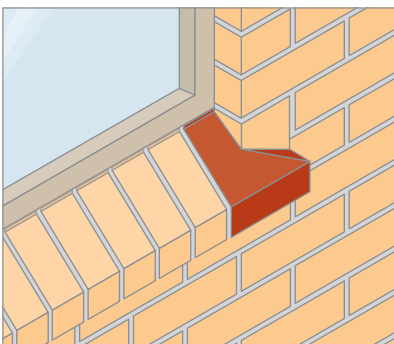


L.H. SHOWN

TYPE NO.	A	B	C	α
I.C.2.1	140	65	7.5	30°
I.C.2.2	140	102	7.5	30°
I.C.2.3	140	215	7.5	30°
I.C.2.4	215	65	10	50°
I.C.2.5	215	102	10	50°
I.C.2.6	215	215	10	50°



I.C.3 OVERHANGING ANGLED SILL STOOLED END (LEFT & RIGHT HAND)



R.H. SHOWN

TYPE NO.	A	B	C	D	α
I.C.3.1	140	75	177	7.5	30°
I.C.3.2	215	150	177	10	50°
I.C.3.3	140	75	215	7.5	30°
I.C.3.4	215	150	215	10	50°

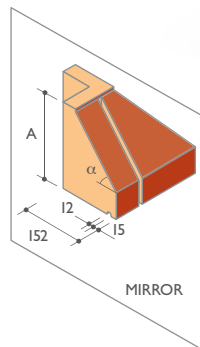
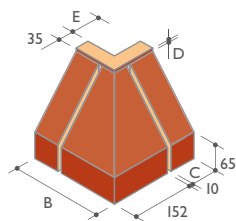
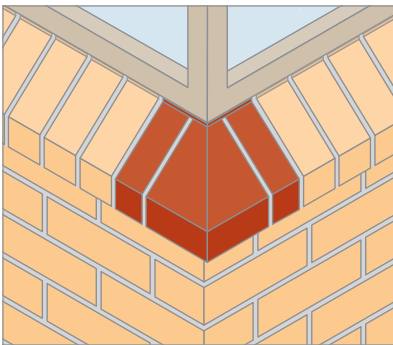


Please note that perforations of products vary by special type and factory of manufacture.

CREMATORIUM, KEELE, STAFFORDSHIRE -
 STAFFORDSHIRE SLATE BLUE SMOOTH -
 I.C.1.1 OVERHANGING ANGLED SILL & PL2.1 PLINTH HEADER




I.C.4 OVERHANGING ANGLED SILL EXTERNAL RETURN †



TYPE NO.	A	B	C	D	E	α
I.C.4.1	140	227	65	7.5	75	30°
I.C.4.2	215	227	65	10	75	50°
I.C.4.3	140	264	102	7.5	112	30°
I.C.4.4	215	264	102	10	112	50°

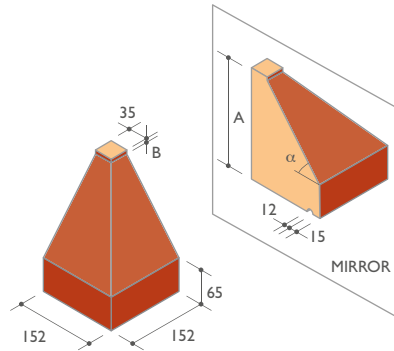
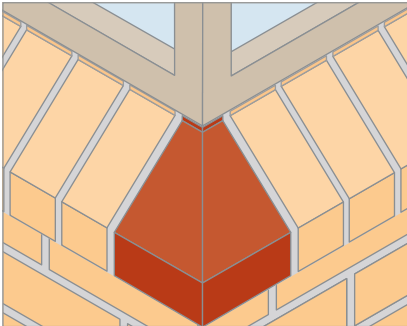
† Note: Available without false joints.



PRIVATE HOUSE, PRESTBURY, CHESHIRE - IVANHOE OLDE VILLAGE - I.C.1.1 OVERHANGING ANGLED SILL & I.C.3 OVERHANGING ANGLED SILL STOOLED END (LEFT HAND)

SILL BRICKS

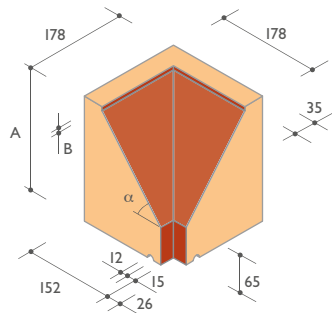
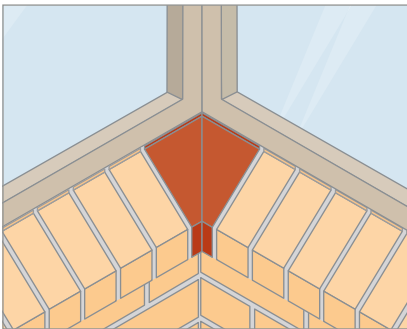
I.C.5 OVERHANGING ANGLED SILL EXTERNAL RETURN



TYPE NO.	A	B	α
I.C.5.1	140	7.5	30°
I.C.5.2	215	10	50°



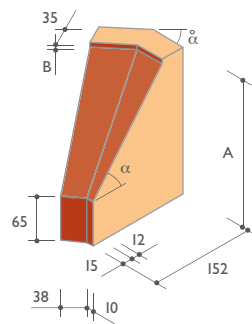
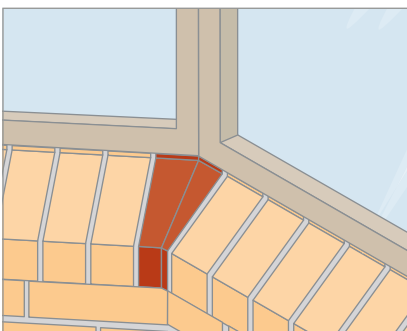
I.C.6 OVERHANGING ANGLED SILL INTERNAL RETURN



TYPE NO.	A	B	α
I.C.6.1	140	7.5	30°
I.C.6.2	215	10	50°



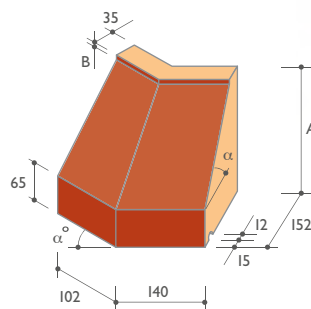
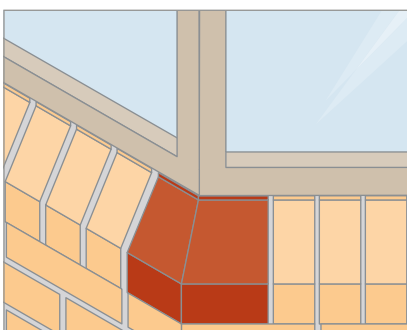
I.C.7 OVERHANGING ANGLED SILL INTERNAL ANGLE (LEFT & RIGHT HAND)



TYPE NO.	A	B	α	α
I.C.7.1	140	7.5	30°	30°
I.C.7.2	140	7.5	30°	45°
I.C.7.3	140	7.5	30°	60°
I.C.7.4	215	10	50°	30°
I.C.7.5	215	10	50°	45°
I.C.7.6	215	10	50°	60°



I.C.8 OVERHANGING ANGLED SILL EXTERNAL ANGLE (LEFT & RIGHT HAND)



TYPE NO.	A	B	α	α
I.C.8.1	140	7.5	30°	30°
I.C.8.2	140	7.5	30°	45°
I.C.8.3	140	7.5	30°	60°
I.C.8.4	215	10	50°	30°
I.C.8.5	215	10	50°	45°
I.C.8.6	215	10	50°	60°

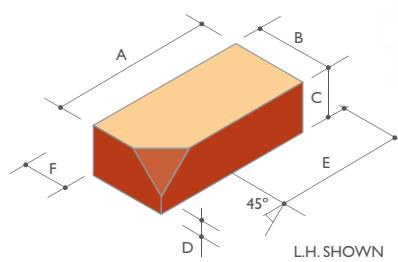
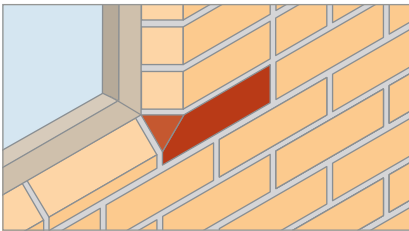


Please note that perforations of products vary by special type and factory of manufacture.

PLINTH BRICKS

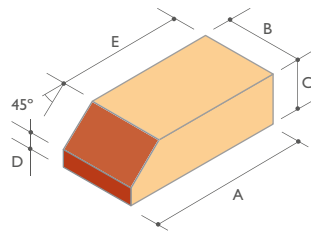
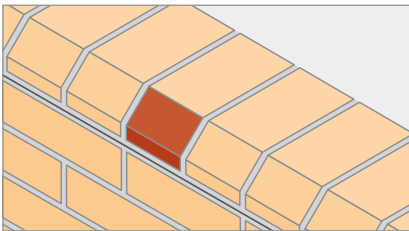
Plinth bricks have been used for many years in both commercial and domestic buildings. Illustrated along with British Standard Specials are Ibstock Kevington's own substantial range of specials with extra faces and shapes to aid bonding. Included in this is our own through-the-wall plinth, (I.PL.15.1), which removes the requirement for cut bricks to make up the wall thickness (see page 51).

PL.1 PLINTH STOP OR CANT STOP (LEFT & RIGHT HAND)*



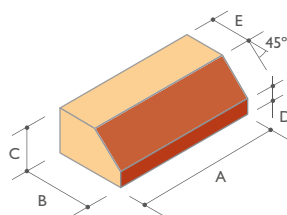
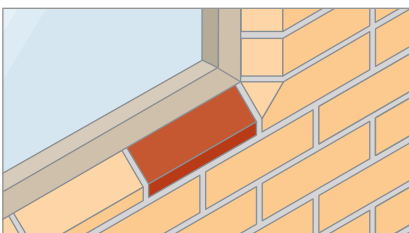
TYPE NO.	A	B	C	D	E	F
PL.1.1	215	102	65	9	159	46
PL.1.2	215	102	65	23	173	60

PL.2 PLINTH HEADER*



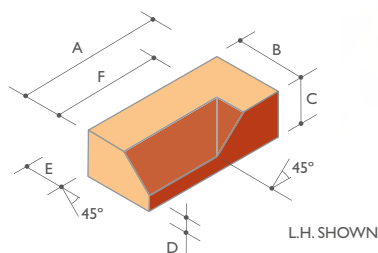
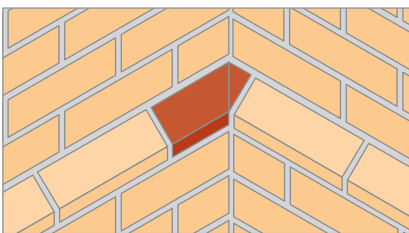
TYPE NO.	A	B	C	D	E
PL.2.1	215	102	65	9	159
PL.2.2	215	102	65	23	173

PL.3 PLINTH STRETCHER*



TYPE NO.	A	B	C	D	E
PL.3.1	215	102	65	9	46
PL.3.2	215	102	65	23	60

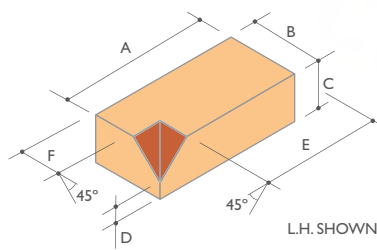
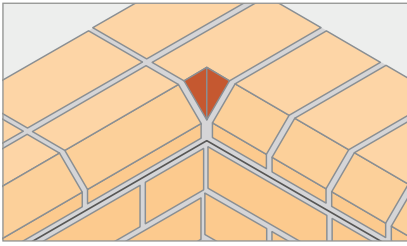
PL.4 PLINTH INTERNAL RETURN - LONG (LEFT & RIGHT HAND)*



TYPE NO.	A	B	C	D	E	F
PL.4.1	215	102	65	9	46	169
PL.4.2	215	102	65	23	60	155

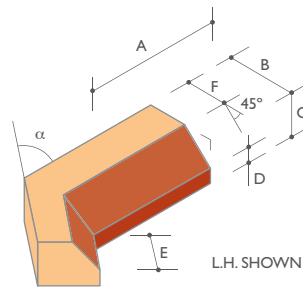
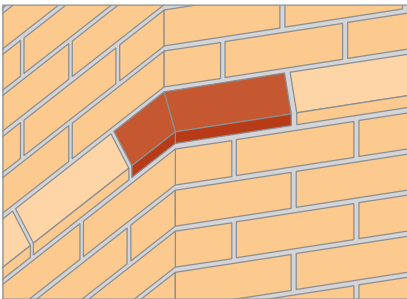
*extra faces available. +suitable for half bond. ◆ suitable for quarter bond. **Please note** that perforations of products vary by special type and factory of manufacture.

PL.5 PLINTH INTERNAL RETURN - SHORT (LEFT & RIGHT HAND)*



TYPE NO.	A	B	C	D	E	F
PL.5.1	215	102	65	9	159	46
PL.5.2	215	102	65	23	173	60

PL.6 PLINTH INTERNAL ANGLE (LEFT & RIGHT HAND)*




TYPE NO.	A	B	C	D	E	F	α
PL.6.1+	164	102	65	9	51	46	30°
PL.6.2+	164	102	65	23	51	60	30°
PL.6.3+	164	102	65	9	51	46	45°
PL.6.4+	164	102	65	23	51	60	45°
PL.6.5+	164	102	65	9	51	46	60°
PL.6.6+	164	102	65	23	51	60	60°

TYPE NO.	A	B	C	D	E	F	α
PL.6.7♦	159	102	65	9	102	46	30°
PL.6.8♦	159	102	65	23	102	60	30°
PL.6.9♦	159	102	65	9	102	46	45°
PL.6.10♦	159	102	65	23	102	60	45°
PL.6.11♦	159	102	65	9	102	46	60°
PL.6.12♦	159	102	65	23	102	60	60°

TYPE NO.	A	B	C	D	E	F	α
PL.6.13+	215	102	65	9	102	46	30°
PL.6.14+	215	102	65	23	102	60	30°
PL.6.15+	215	102	65	9	102	46	45°
PL.6.16+	215	102	65	23	102	60	45°
PL.6.17+	215	102	65	9	102	46	60°
PL.6.18+	215	102	65	23	102	60	60°

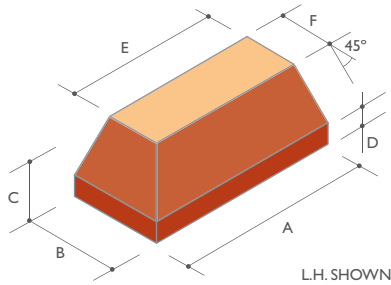
*extra faces available. +suitable for half bond. ♦suitable for quarter bond.



PRIVATE HOUSE, GREAT SALING, ESSEX - SWANAGE HANDMADE LIGHT RED - PL.3.1 PLINTH STRETCHER, PL.7.1 PLINTH EXTERNAL RETURN

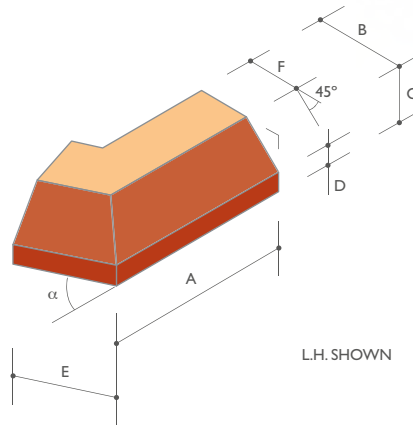
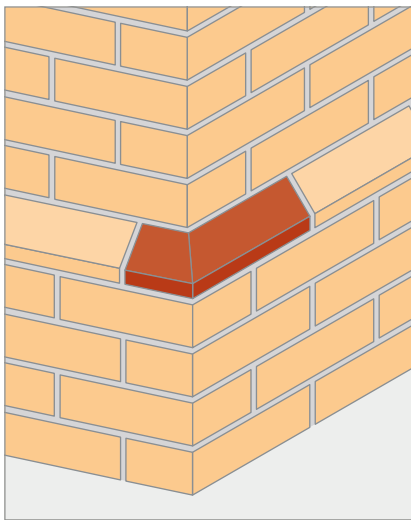
PLINTH BRICKS

PL.7 PLINTH EXTERNAL RETURN (LEFT & RIGHT HAND)*



TYPE NO.	A	B	C	D	E	F
PL.7.1	215	102	65	9	159	46
PL.7.2	215	102	65	23	173	60

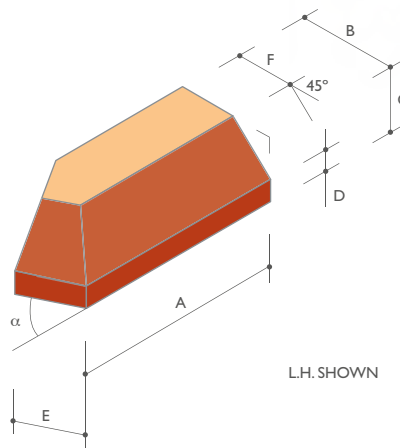
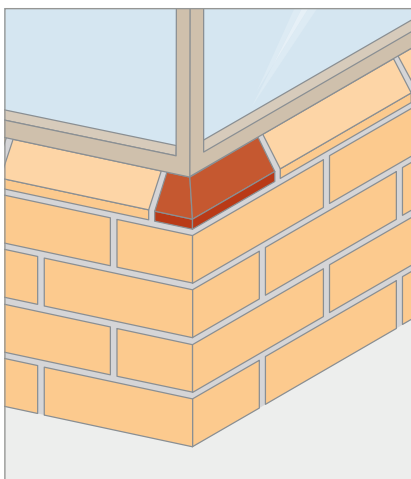
PL.8 PLINTH EXTERNAL RETURN (LEFT & RIGHT HAND)*



TYPE NO.	A	B	C	D	E	F	α
PL.8.1 ♦	159	102	65	9	102	46	30°
PL.8.2 ♦	159	102	65	23	102	60	30°
PL.8.3 ♦	159	102	65	9	102	46	45°
PL.8.4 ♦	159	102	65	23	102	60	45°
PL.8.5 ♦	159	102	65	9	102	46	60°
PL.8.6 ♦	159	102	65	23	102	60	60°

TYPE NO.	A	B	C	D	E	F	α
PL.8.7+	215	102	65	9	102	46	30°
PL.8.8+	215	102	65	23	102	60	30°
PL.8.9+	215	102	65	9	102	46	45°
PL.8.10+	215	102	65	23	102	60	45°
PL.8.11+	215	102	65	9	102	46	60°
PL.8.12+	215	102	65	23	102	60	60°

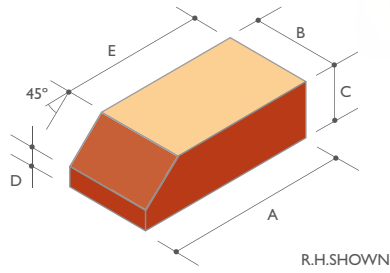
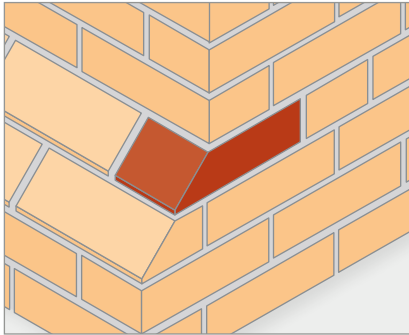
PL.9 PLINTH SQUINT (LEFT & RIGHT HAND)*



TYPE NO.	A	B	C	D	E	F	α
PL.9.1+	164	102	65	9	51	46	30°
PL.9.2+	164	102	65	23	51	60	30°
PL.9.3+	164	102	65	9	51	46	45°
PL.9.4+	164	102	65	23	51	60	45°
PL.9.5+	164	102	65	9	51	46	60°
PL.9.6+	164	102	65	23	51	60	60°

*extra faces available. +suitable for half bond, without cutting. ♦ suitable for quarter bond.

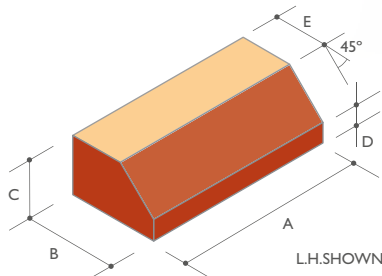
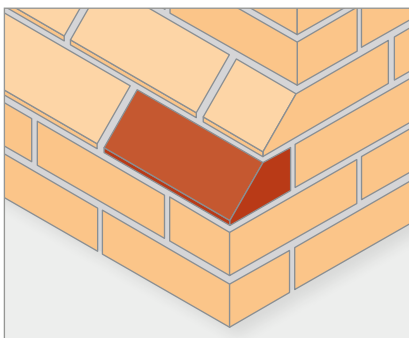
I.PL.9 PLINTH HEADER FACED ON END (LEFT & RIGHT HAND)



TYPE NO.	A	B	C	D	E
I.PL.9.1	215	102	65	9	159
I.PL.9.2	215	102	65	23	173

An Istock special for fair faced end of wall situations.

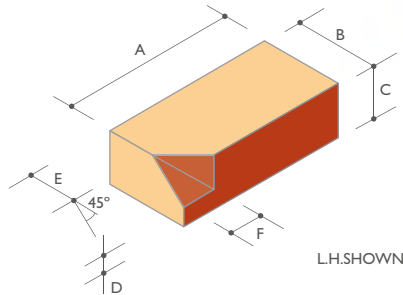
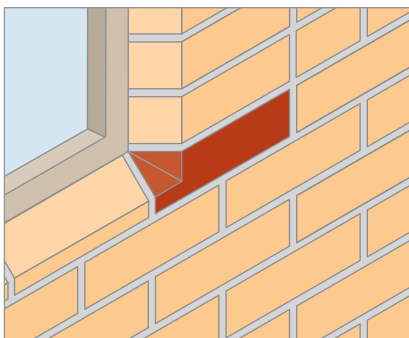
I.PL.10 PLINTH STRETCHER FACED ON END (LEFT & RIGHT HAND)



TYPE NO.	A	B	C	D	E
I.PL.10.1	215	102	65	9	46
I.PL.10.2	215	102	65	23	60

An Istock special for fair faced end of wall situations.

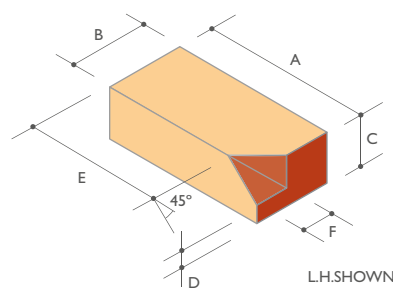
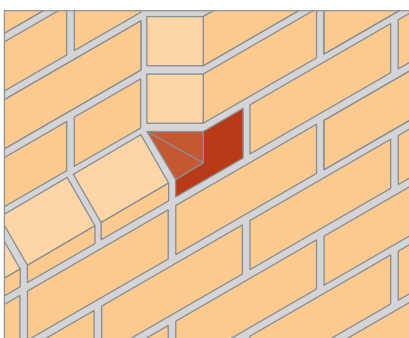
I.PL.11 PLINTH / CANT MITRE STRETCHER (LEFT & RIGHT HAND)



TYPE NO.	A	B	C	D	E	F
I.PL.11.1	215	102	65	9	46	56
I.PL.11.2	215	102	65	23	60	42

An Istock special alternative to PL.1, creating a mitred appearance.


I.PL.12 PLINTH / CANT MITRE HEADER (LEFT & RIGHT HAND)



TYPE NO.	A	B	C	D	E	F
I.PL.12.1	215	102	65	9	159	56
I.PL.12.2	215	102	65	23	173	42

An Istock special alternative to PL.1, creating a mitred appearance.

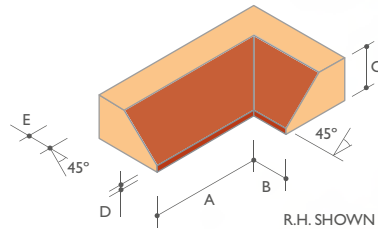
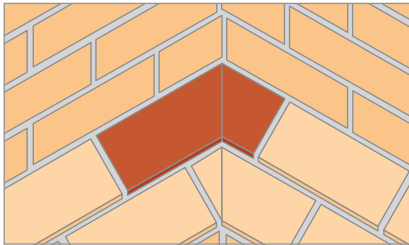
Please note that perforations of products vary by special type and factory of manufacture.



GARDEN WALL, PRIVATE HOUSE, CHESHIRE - IVANHOE OLDE VILLAGE - PL.1.1 PLINTH STOP OR CANT STOP, I.PL.15.1 WIDE BED PLINTH STRETCHER, AN5.1 SINGLE CANT

PLINTH BRICKS

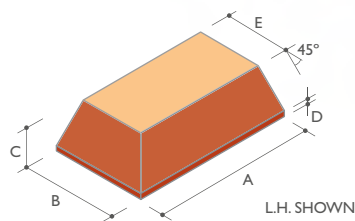
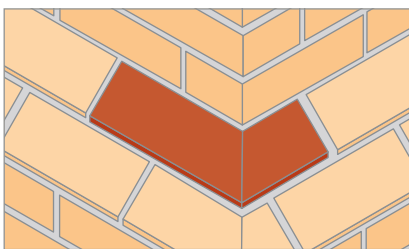
I.PL.13 PLINTH INTERNAL RETURN (LEFT & RIGHT HAND)



TYPE NO.	A	B	C	D	E
I.PL.13.1	169	56	65	9	46

An Ibstock innovation to eliminate cut bricks in multiple course plinth details.


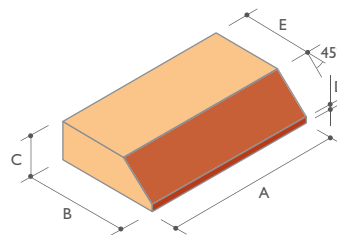
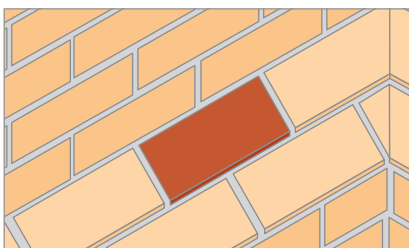
I.PL.14 WIDE BED PLINTH EXTERNAL RETURN (LEFT & RIGHT HAND)



TYPE NO.	A	B	C	D	E
I.PL.14.1	271	158	65	9	102

An Ibstock innovation to eliminate cut bricks in multiple course plinth details.

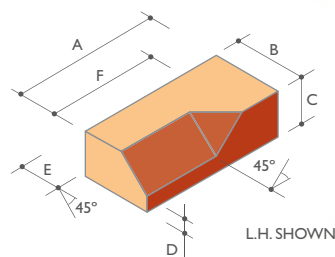
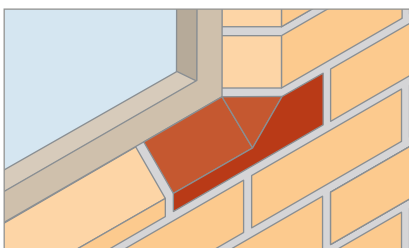
I.PL.15 WIDE BED PLINTH STRETCHER



TYPE NO.	A	B	C	D	E
I.PL.15.1	215	158	65	9	102

An Ibstock special through-the-wall brick removes the requirement for cut bricks to make up wall thickness.

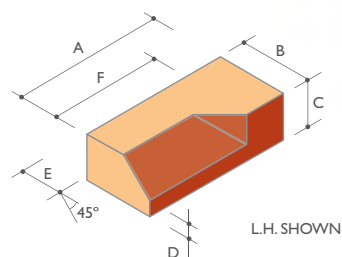
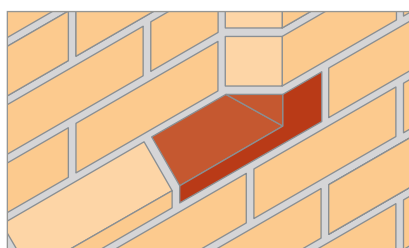
I.C.10 PLINTH TO SPLAYED CANT INTERNAL RETURN (LEFT & RIGHT HAND)



TYPE NO.	A	B	C	D	E	F
I.C.10.1	215	102	65	9	46	169
I.C.10.2	215	102	65	23	60	155

An Ibstock special to aid bonding at stop situations and also as transition to single cant reveal.

I.C.16 PLINTH INTERNAL RETURN (LONG) (LEFT & RIGHT HAND)



TYPE NO.	A	B	C	D	E	F
I.C.16.1	215	102	65	9	46	169
I.C.16.2	215	102	65	23	60	155

An Ibstock special alternative to I.C.10 for transition into single cant feature giving a mitred finish.

Please note that perforations of products vary by special type and factory of manufacture.

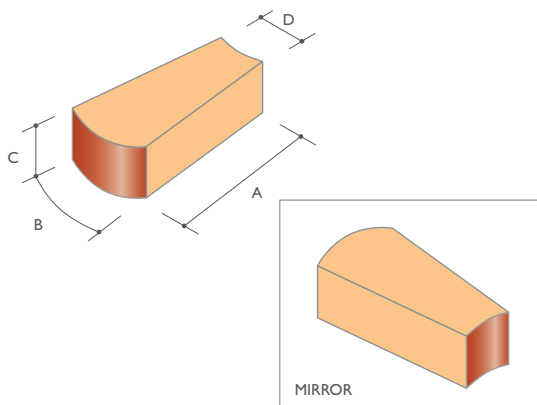
RADIAL BRICKS

Ibstock Kevington offers radial bricks in a wide range of radii to give more choice and greater potential for architectural detailing of both buildings and landscaping. Included is the transition brick which is essential to avoid poor quality junctions when curved brickwork changes to straight.



RD.1 RADIAL HEADER

Ibstock Kevington specials expand the standard range of radii. *Dimensions B and D in types RD.1 are segmental lengths. These bricks are intended for one brick thick walls in header bond. Dimension B is derived from dimension A in RD.2 series, i.e. $\frac{226 - 10 \text{ (joint)}}{2}$

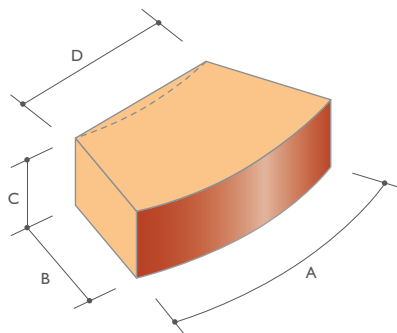


NOTE: Bonding - Note that RD.1 and RD.2 types cannot be used together in the same one brick thick wall either in English or Flemish Bonds, to produce ideal alignment of the perpend on the concave face, except when the outside radius exceeds 3m.

TYPE NO.	UNIT DIMENSIONS				IDEAL RADIUS		NO. OF BRICKS IN QUADRANT
	A	B*	C	D*	OUTER	INNER	
RD.1.1	215	108	65	52	450	235	6
RD.1.2	215	108	65	70	675	460	9
RD.1.3	215	108	65	80	900	685	12
RD.1.3-1	215	108	65	85	1125	910	15
RD.1.4	215	108	65	89	1350	1135	18
RD.1.4-1	215	108	65	94	1800	1585	24
RD.1.5	215	108	65	97	2250	2035	30
RD.1.5-1	215	108	65	101	3600	3385	48
RD.1.6	215	108	65	103	5400	5185	72

RD.2 RADIAL STRETCHER

Ibstock Kevington specials expand the standard range of radii. *Dimension A in RD.2 are segmental lengths. These bricks are intended for half brick leaves in stretcher bond. Dimension A has been selected to be close to 215mm (work size of standard brick) whilst giving whole or half numbers of units in quadrants with convex face radii of multiples of 225mm (co-ordinating size of standard brick) and 300mm (preferred planning module).



NOTE: Bonding - Note that RD.1 and RD.2 types cannot be used together in the same one brick thick wall either in English or Flemish Bonds, to produce ideal alignment of the perpend on the concave face, except when the outside radius exceeds 3m.

NOTE: Concave stretchers available.

TYPE NO.	UNIT DIMENSIONS				IDEAL RADIUS		NO. OF BRICKS IN QUADRANT
	A*	B	C	D	OUTER	INNER	
RD.2.1	226	102	65	172	450	347	3
RD.2.2	226	102	65	190	675	572	4.5
RD.2.3	226	102	65	199	900	797	6
RD.2.3-1	226	102	65	204	1125	1022	7.5
RD.2.4	226	102	65	208	1350	1247	9
RD.2.4-1	226	102	65	212	1800	1697	12
RD.2.5	226	102	65	215	2250	2147	15
RD.2.5-1	226	102	65	219	3600	3497	24
RD.2.6	226	102	65	221	5400	5297	36

NOTE: To be used in conjunction with RD.2 radial bricks.





PRIVATE HOUSE, KIMCOTE, LEICESTERSHIRE - SWANAGE
BESPOKE BLEND - RD.2 RADIAL STRETCHER, PURPOSE-MADE
RADIAL PLINTH STRETCHERS AND RADIAL PLINTH HEADERS

I.RD.3 RADIAL STRETCHER TRANSITION BRICK (RADIAL TO STRAIGHT) (LEFT & RIGHT HAND)

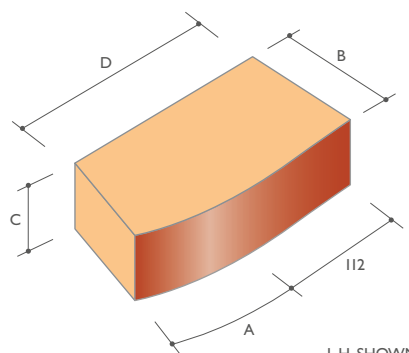
lbstock Kevington's special range of transition bricks are essential at the point where curved brickwork changes to straight. *Dimension A in types I.RD.3 is a segmental length.

TYPE NO.	UNIT DIMENSIONS				IDEAL RADIUS	
	A*	B	C	D	OUTER	INNER
I.RD.3.1	108	102	65	198	450	347
I.RD.3.2	108	102	65	204	675	572
I.RD.3.3	108	102	65	208	900	797
I.RD.3.4	108	102	65	211	1125	1022
I.RD.3.5	108	102	65	212	1350	1247
I.RD.3.6	108	102	65	214	1800	1697
I.RD.3.7	108	102	65	215	2250	2147
I.RD.3.8	108	102	65	217	3600	3497
I.RD.3.9	108	102	65	218	5400	5297

NOTE: To be used in conjunction with RD.2 radial bricks.

Please note that perforations of products vary by special type and factory of manufacture.

NOTE: Concave version available, either in English or Flemish Bonds, to produce ideal alignment of the perpend on the concave face, except when the outside radius exceeds 3m.



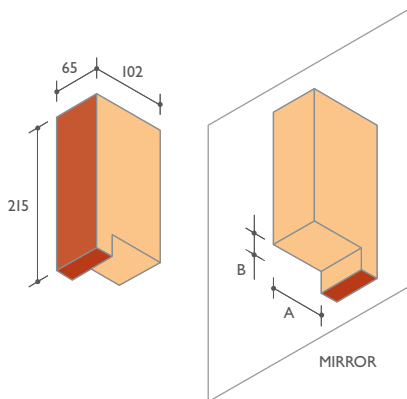
L.H. SHOWN

SHELF ANGLES

lbstock Kevington has a unique range of rebated shelf angles with a wide choice of internal and external angles and returns all to suit our nine standard rebate sizes.

In addition to this range, bricks can be cut to accommodate any rebate requirement.

I.SA.1 REBATED SOLDIER

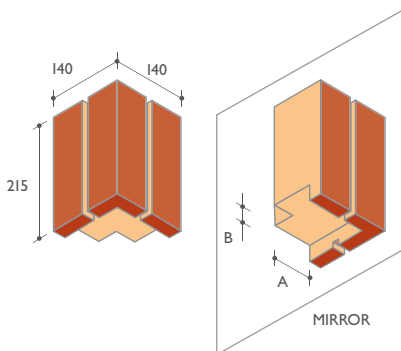


TYPE NO.	A	B
I.SA.1.1	82	15
I.SA.1.2	82	25
I.SA.1.3	82	35
I.SA.1.4	77	15
I.SA.1.5	77	25
I.SA.1.6	77	35
I.SA.1.7	72	15
I.SA.1.8	72	25
I.SA.1.9	72	35

NOTE: Please specify finished face if required to underside of downstand.



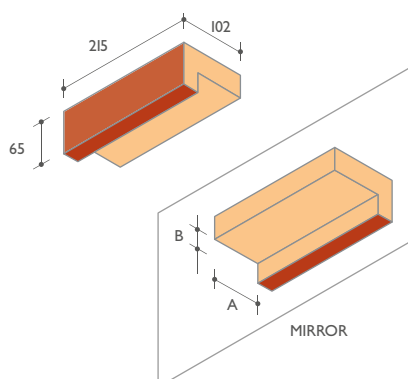
I.SA.2 REBATED SOLDIER EXTERNAL RETURN



TYPE NO.	A	B
I.SA.2.1	82	15
I.SA.2.2	82	25
I.SA.2.3	82	35
I.SA.2.4	77	15
I.SA.2.5	77	25
I.SA.2.6	77	35
I.SA.2.7	72	15
I.SA.2.8	72	25
I.SA.2.9	72	35



I.SA.4 REBATED STRETCHER



TYPE NO.	A	B
I.SA.4.1	82	15
I.SA.4.2	82	25
I.SA.4.3	82	35
I.SA.4.4	77	15
I.SA.4.5	77	25

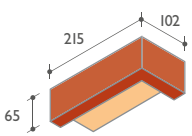
TYPE NO.	A	B
I.SA.4.6	77	35
I.SA.4.7	72	15
I.SA.4.8	72	25
I.SA.4.9	72	35



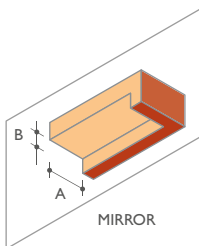
Please note that perforations of products vary by special type and factory of manufacture.

MIXED RESIDENTIAL / RETAIL DEVELOPMENT, LONDON E1
 - STAFFORDSHIRE BLUE BRINDLE SMOOTH - SHELF ANGLES

I.SA.5 REBATED STRETCHER EXTERNAL RETURN (LEFT & RIGHT HAND)



R.H. SHOWN



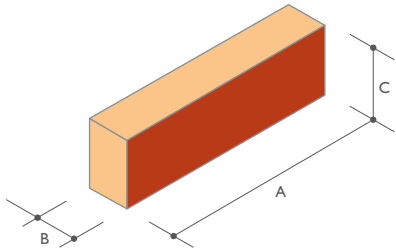
MIRROR

TYPE NO.	A	B	TYPE NO.	A	B
I.SA.5.1	82	15	I.SA.5.6	77	35
I.SA.5.2	82	25	I.SA.5.7	72	15
I.SA.5.3	82	35	I.SA.5.8	72	25
I.SA.5.4	77	15	I.SA.5.9	72	35
I.SA.5.5	77	25			

Please note that perforations of products vary by special type and factory of manufacture.

SLIP BRICKS

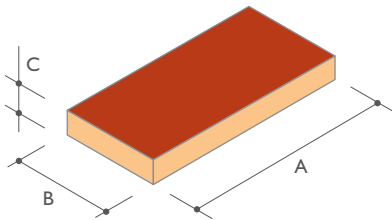
SL.1 BRICK FACED SLIP



TYPE NO.	A	B	C
SL.1.1	215	25	65
SL.1.2	215	30	65
SL.1.3	215	40	65
SL.1.4	215	50	65



SL.2 BRICK BED SLIP



TYPE NO.	A	B	C
SL.2	215	102	25



Please note that perforations of products vary by special type and factory of manufacture.

BRICK SLIPS & MASONRY CUTTING

Whether it is bespoke hand cutting or Europe's most advanced auto-slip cutting machines we can manufacture virtually any masonry slip requirements. Our ability to select the most appropriate fabrication method for your project means that we meet high tolerances, any volume requirements and tight deadlines in the most cost effective way.

As the UK's largest manufacturer of slip products, Ibstock Kevington will be able to meet virtually any requirement.



PEDESTRIAN UNDERPASS, AYRE, SCOTLAND -
MULTI RED SMOOTH - SL.1.1 BRICK FACED SLIP



Advanced auto-slip cutting machines

MANUFACTURED SLIPS

A range of purpose made slips are available in popular brick colours and textures. The face size is 215mm x 65mm and is 22mm thick. Manufactured slips offer excellent value and availability.



Ravenhead Red Smooth 3501




Bracken Brown Rustic 3505



Roughdales Red Multi Rustic 3579



Ravenhead Red Rustic 3502



Hearted Red Rustic 3516



Oldcott Rustic 3532



Trafford Multi Rustic 3576



Calderstone Gold 3597

CUT SLIPS

Most bricks can be cut into slips. The recommended thickness will vary according to brick type and the needs of the project. With the capacity of the automatic slip/bat cutter at 7,000 cuts per day larger projects are easily accommodated. In addition to the standard brick format, Fireborn and Linear slips are also available.

Cut slips due to their flatter backs and dimensional accuracy are ideal for adhesive bonding.



CASTING SLIPS

In addition to this purpose made range of casting slips we are able to cut any brick type to give a casting ready slip complete with dovetail or slots.

Slips for precast concrete generally require a 'keyed back' to ensure the slips are embedded into the base mix prior to setting. We manufacture extruded and stock bricks as well as the large format Fireborn units with specially designed keyways suitable for casting.



MASONRY CUTTING SERVICE, COURSING BRICKS & GABLE CUTS

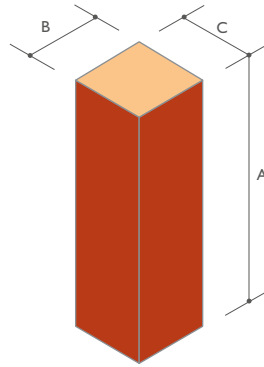
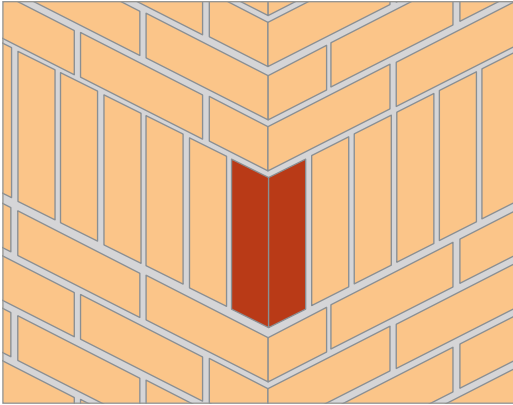
We can call upon a wide range of specialist cutting equipment at our factories across the country.

This means that we can precisely cut all types of masonry and stone quickly and cost effectively and therefore removing the necessity for on-site cutting with the associated health and safety and quality implications. This is ideal for making coursing bricks and blocks and for gable pitches.

SOLDIER BRICKS

At Ibstock Kevington we have expanded the British Standard range of soldier bricks to include specials to help maintain bond.

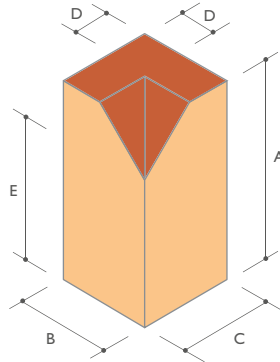
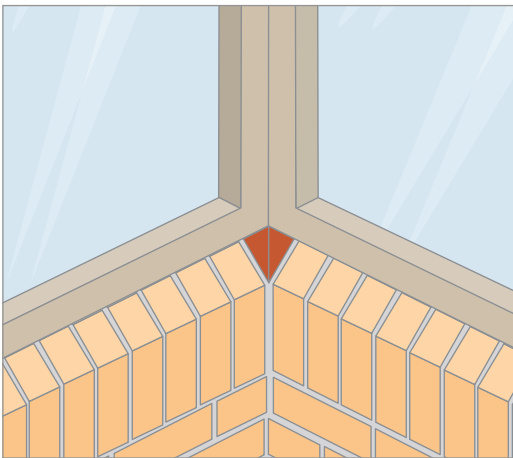
SD.1 SOLDIER EXTERNAL RETURN



TYPE NO.	A	B	C
SD.1.1	215	65	65
SD.1.2	215	102	102



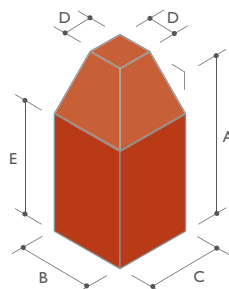
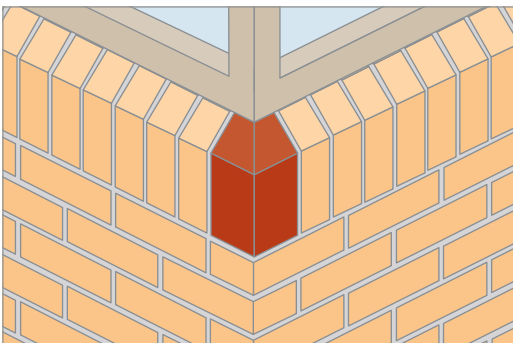
SD.2 SOLDIER INTERNAL RETURN TO SINGLE CANT ON END*



TYPE NO.	A	B	C	D	E
SD.2.1	215	102	102	46	159
SD.2.2	215	102	102	60	173



SD.3 SOLDIER EXTERNAL RETURN TO SINGLE CANT ON END*

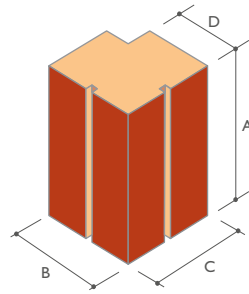
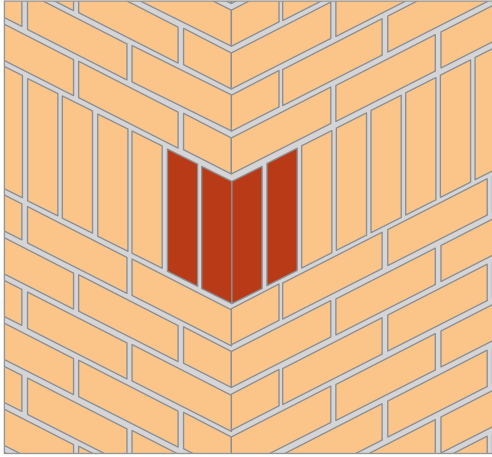


TYPE NO.	A	B	C	D	E
SD.3.1	215	102	102	46	159
SD.3.2	215	102	102	60	173



* May be used in sill or plinth situations. Please note that perforations of products vary by special type and factory of manufacture.

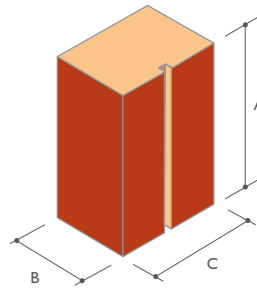
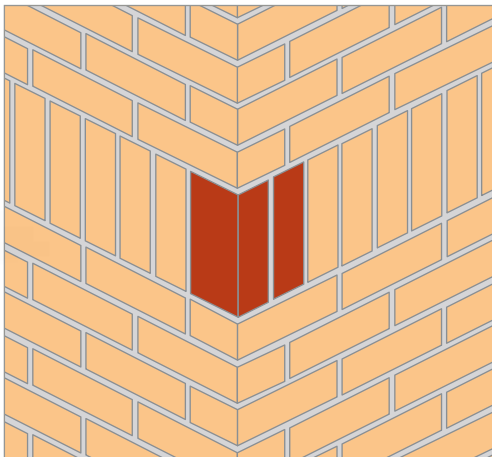
I.SD.4 SOLDIER EXTERNAL RETURN



TYPE NO.	A	B	C	D
I.SD.4	215	140	140	102



I.SD.5 SOLDIER EXTERNAL RETURN (LEFT & RIGHT HAND)[†]

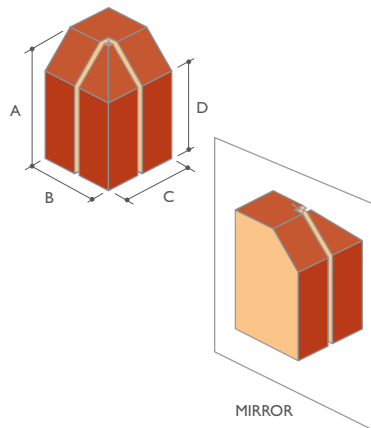
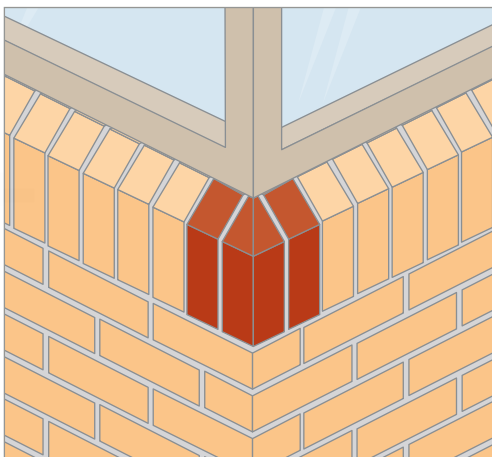


LH. SHOWN

TYPE NO.	A	B	C
I.SD.5	215	102	140



I.SD.6 SOLDIER EXTERNAL RETURN TO SINGLE CANT ON END



TYPE NO.	A	B	C	D
I.SD.6.1	215	140	140	159
I.SD.6.2	215	140	140	173



[†] An Ibstock special designed to maintain bond with brickwork above and below.

SPIRAL BRICKS

The spiral brick is an Ibstock innovation to produce decorative columns and chimneys. This unique design is a very simple shape which allows you to create complex spirals with just one standard special.

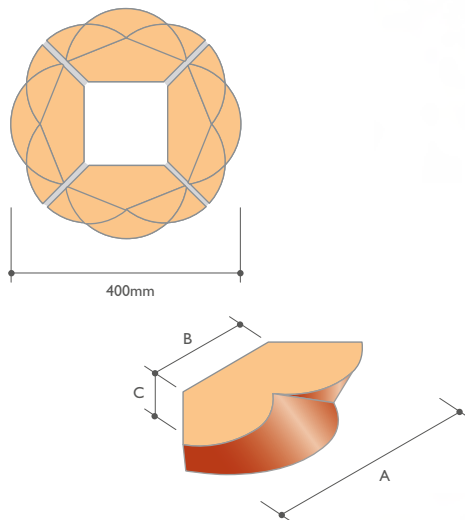
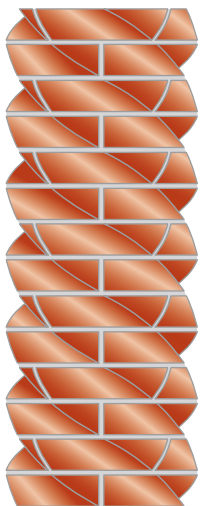
The spirals can follow a clockwise or anti-clockwise pattern or cross over, yet all are laid with a single, straight plumb line down the perpendicular joints.

SPIRAL BRICK IS AVAILABLE AS STANDARD IN THE FOLLOWING COLOURS:

COLOUR/TYPE	PRODUCT
RED SMOOTH	CHEDDAR RED
RED DRAGFACED	BRISTOL RED RAVENHEAD RED RUSTIC
BLUE SMOOTH	STAFFORDSHIRE SLATE BLUE SMOOTH
BLUE DRAGFACED	STAFFORDSHIRE BLUE BRINDLE DRAGFACED
BUFF SMOOTH	CHEDDAR GOLDEN SMOOTH BUFF
BUFF DRAGFACED	BRISTOL GOLD
RED SANDED STOCK	PARHAM RED STOCK LEICESTER RED STOCK

OTHER COLOURS MAY BE AVAILABLE ON REQUEST – PLEASE CONTACT YOUR LOCAL SALES OFFICE FOR ADVICE.

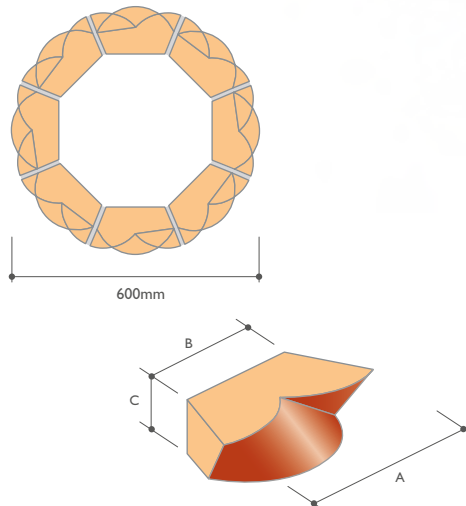

I.SP.1 SPIRAL BRICK TO 400mm DIAMETER COLUMN



TYPE NO.	A	B	C	HELIX ROTATION
I.SP.1.1	275	180	65	Clockwise
I.SP.1.2	275	180	65	Anti-clockwise



I.SP.2 SPIRAL BRICK TO 600mm DIAMETER COLUMN



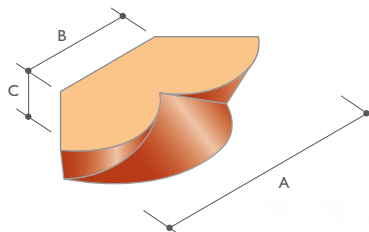
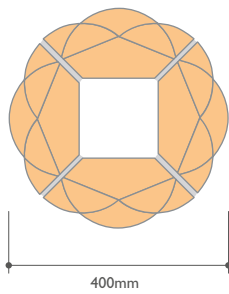
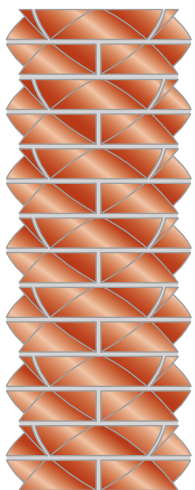
TYPE NO.	A	B	C	HELIX ROTATION
I.SP.2.1	220	143	65	Clockwise
I.SP.2.2	220	143	65	Anti-clockwise





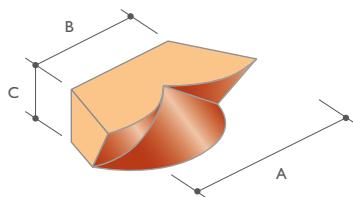
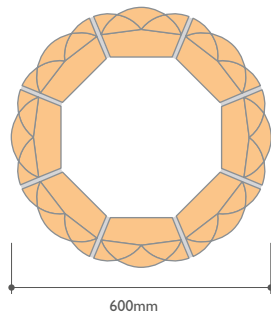

MOSQUE, LEEDS, WEST YORKSHIRE
 CHEDDAR GOLDEN | I.SP.I.2 SPIRAL BRICK TO 400MM
 DIAMETER COLUMN ANTI-CLOCKWISE

I.P.1 PINEAPPLE BRICK TO 400mm DIAMETER COLUMN



TYPE NO.	A	B	C
I.P.1	275	180	65

I.P.2 PINEAPPLE BRICK TO 600mm DIAMETER COLUMN



TYPE NO.	A	B	C
I.P.2	220	143	65

Please note that perforations of products vary by special type and factory of manufacture.

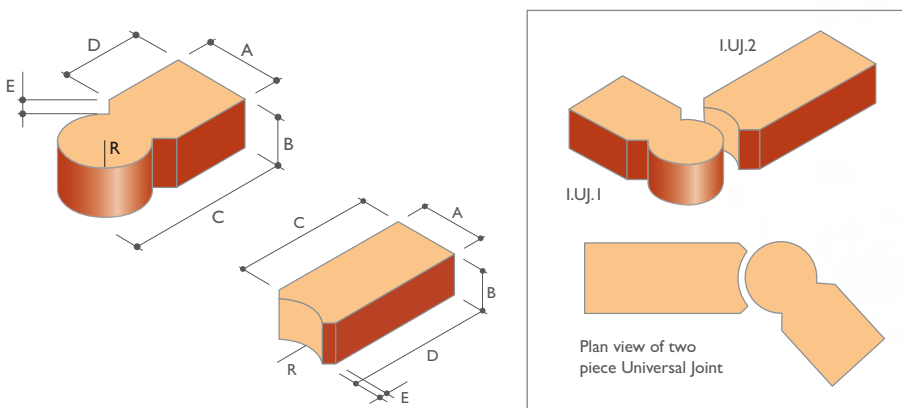
UNIVERSAL JOINTS (INCLUDING EASYANGLE®)

The Universal Joint range is an innovative way of forming returns and angles which has now become an established detail for variable angles through 180° making a decorative and practical solution to all designs.

The Universal Joint is available in two formats: Easyangle® and a two piece option. The two piece option gives a more pristine finish, whilst the one piece reduces complexity on site and is very cost effective. Both options are shown.

We also offer a unique Universal Joint stop special, the 'Elephants Foot', which can be used to give both a functional and decorative appeal to corners.

I.UJ.1 & I.UJ.2 UNIVERSAL JOINT (MALE & FEMALE)

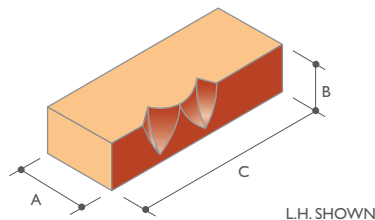


TYPE NO.	A	B	C	D	E	R
I.UJ.1	102	65	215	106	26	51

TYPE NO.	A	B	C	D	E	R
I.UJ.2	102	65	218	230	12	61



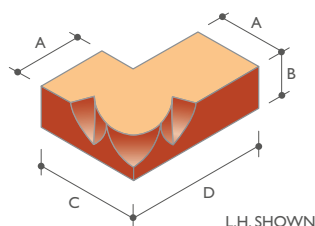
I.UJ.3 ELEPHANTS FOOT STOP TO BE USED IN CONJUNCTION WITH I.UJ.1 & I.UJ.2 (LEFT & RIGHT HAND)



TYPE NO.	A	B	C
I.UJ.3	102	65	272



I.UJ.4 ELEPHANTS FOOT STOP 90° RETURN, TO BE USED IN CONJUNCTION WITH I.UJ.1 & I.UJ.2 (LEFT & RIGHT HAND)



TYPE NO.	A	B	C	D
I.UJ.4	102	65	159	215



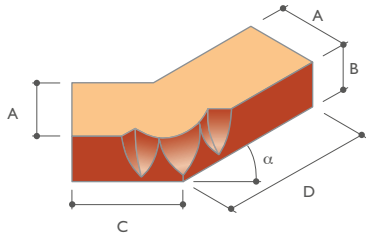
THE UNIVERSAL JOINT RANGE IS AVAILABLE AS STANDARD IN THE FOLLOWING COLOURS:

COLOUR/TYPE	PRODUCT
RED SMOOTH	CHEDDAR RED RAVENHEAD RED SMOOTH
BLUE SMOOTH	STAFFORDSHIRE SLATE BLUE SMOOTH
BUFF SMOOTH	CHEDDAR GOLDEN SMOOTH SMOOTH BUFF
RED SANDED STOCK	PARHAM RED STOCK LEICESTER RED STOCK

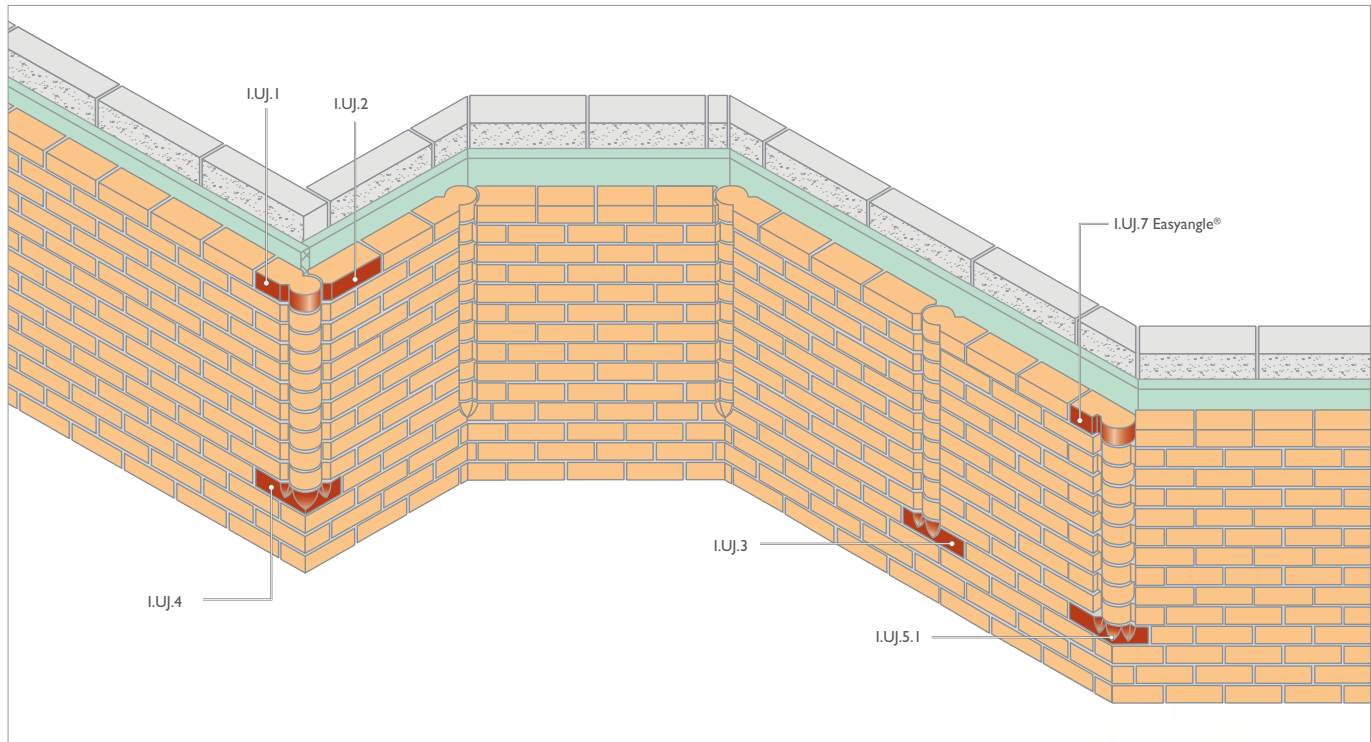
OTHER COLOURS MAY BE AVAILABLE ON REQUEST – PLEASE CONTACT YOUR LOCAL SALES OFFICE FOR ADVICE.

Please note that perforations of products vary by special type and factory of manufacture.

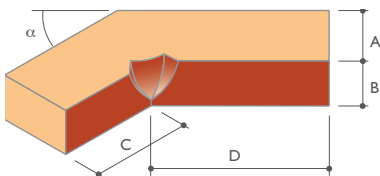
I.U.J.5 ELEPHANTS FOOT EXTERNAL ANGLE TO BE USED IN CONJUNCTION WITH I.U.J.1 & I.U.J.2 (LEFT & RIGHT HAND)



TYPE NO.	A	B	C	D	α
I.U.J.5.1	102	65	159	215	30°
I.U.J.5.2	102	65	159	215	45°
I.U.J.5.3	102	65	159	215	60°

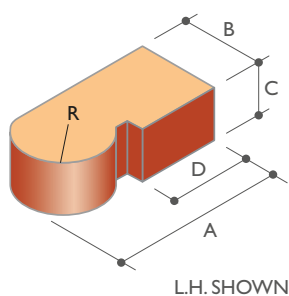


I.U.J.6 ELEPHANTS FOOT STOP INTERNAL ANGLE TO BE USED IN CONJUNCTION WITH I.U.J.1 & I.U.J.2 (LEFT & RIGHT HAND)



TYPE NO.	A	B	C	D	α
I.U.J.6.1	102	65	102	215	30°
I.U.J.6.2	102	65	102	215	45°
I.U.J.6.3	102	65	102	215	60°

I.U.J.7 EASYANGLE® (LEFT & RIGHT HAND)



TYPE NO.	A	B	C	D	R
I.U.J.7.1	215	102	65	102	54

ENGRAVING SERVICE

Complete your project with a date brick, house number or house name.

We can engrave most smooth stone, smooth and glazed bricks as well as Fireborn and Elementix rainscreen tiles. Names, logos and motifs all can be produced on individual units or to cover an area to suit your design. Using our digital engraving equipment we can turn your idea from a drawing to the finished product quickly and accurately.



IBSTOCK | KEVINGTON

an IBSTOCK plc company



everyday
SPECIALS

GREAT
BRICKWORK,
MADE EASY

with everyday specials

Available from your local Builders' Merchants



Build something special, build something everyday

IBSTOCK | KEVINGTON

an IBSTOCK plc company



Ibstock Kevington
Building Components & Special Shapes

t: 0844 736 0350

e: ikspecials@ibstock.co.uk

Design & Technical Helpline

t: 0844 800 4576

Samples & Literature

t: 0844 800 4578

www.ibstockbrick.co.uk/kevington

The product photographs represent as accurately as possible, within the limitations of photography and printing, the colour of a representative sample of this range of products.

IBSTOCK PLC

A building family of exceptional brands

